

Teachers' Feedback Report (2021-2022 Even Semester)

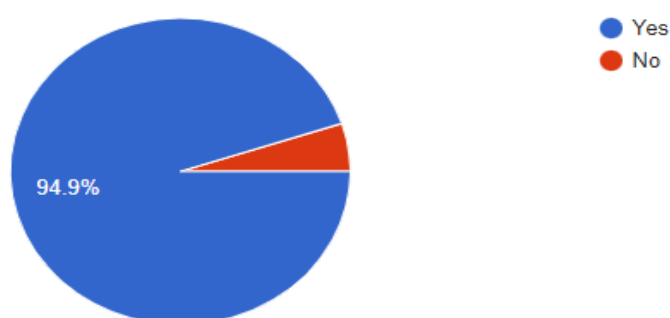
The teachers' feedback was collected for the academic year 2021-2022 even semester. 179 teacher responses were recorded. The section-wise analysis of the responses are as follows:

Section 1: Utilization of Technology in Teaching

Utilization of Technology in Teaching

Technological support: Use of teaching aids, models, PowerPoint presentations etc.

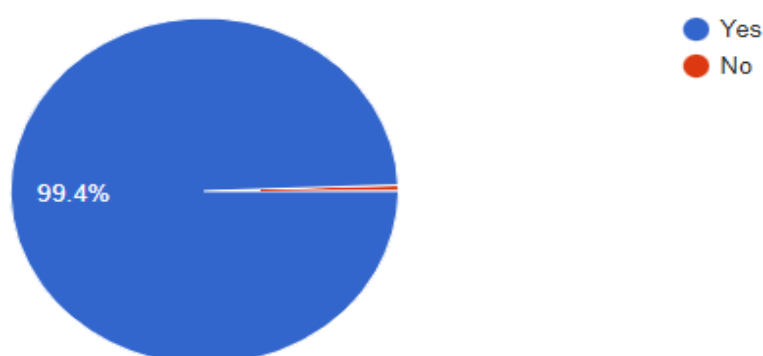
178 responses



It can be observed that 94.9% of the respondents, a vast majority of the teaching staff agree that the institution provides technological support to conduct classes. The responses indicate that the organization facilitates the use of teaching aids, teaching models and power point presentations with no hindrances.

Innovative teaching methodology is used during classes

178 responses

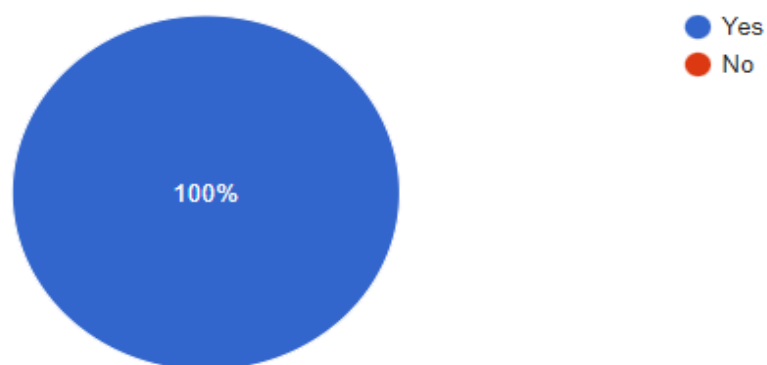


Almost all the respondents (99.4%) have indicated that they adopt innovative teaching methodologies in their respective classes.

Teaching Learning

Active participation of Students during classes

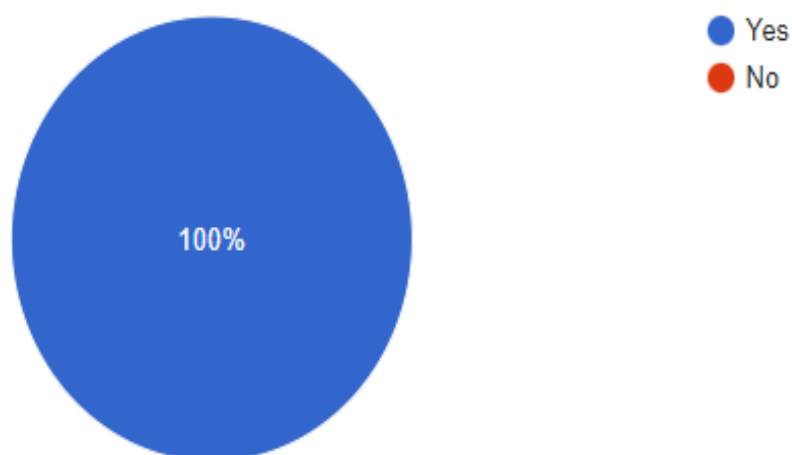
178 responses



Section 2: Teaching Learning

Assigned syllabus is completed on time

178 responses

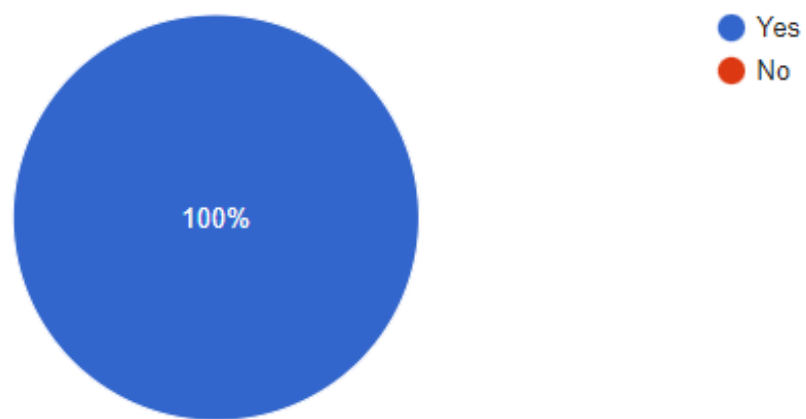


All the teachers have agreed that there has been active participation of students in their classes.

It is reflected that all the teachers have completed their assigned syllabi on time during the even semester 2021-2022. As per respondent data there is no report of incompleteness of syllabus.

Assessment of Students performance is done regularly during classes

178 responses



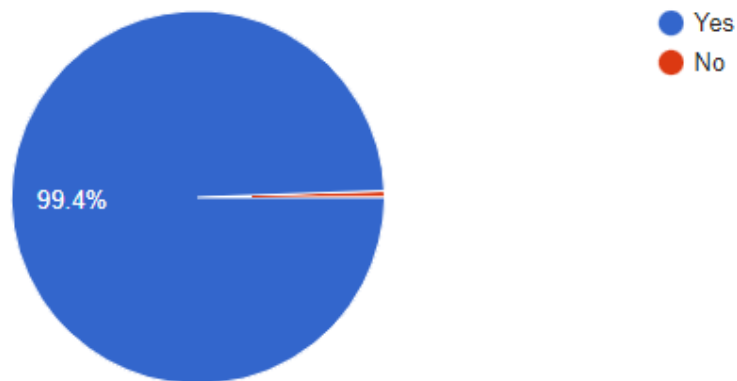
It is reflected that all the teachers have conducted the assessments of students' performances regularly during classes throughout the semester. As per respondent data there is no report of irregular assessments of student performance.

Section 3: Interaction with Students

Interaction with the students

Mentoring and Inter-personal interaction with students is done

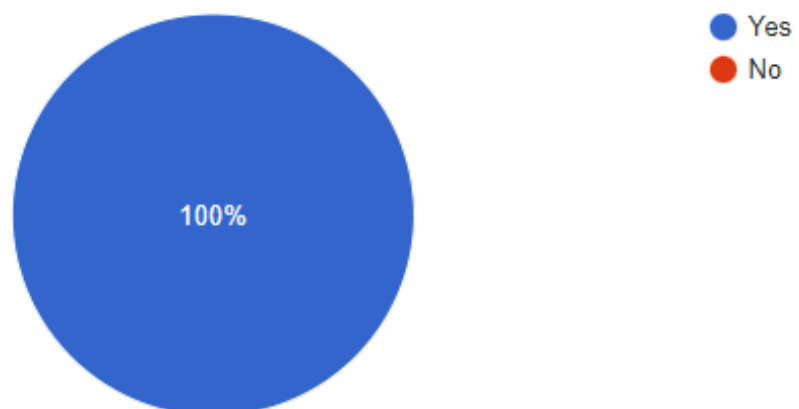
178 responses



The responses indicate that 99.4% of the teachers mentor their students and have personal interactions with their students. It can be understood from the data that the student-teacher interaction is maintained at optimum level.

Participative sessions are encouraged with the students

178 responses



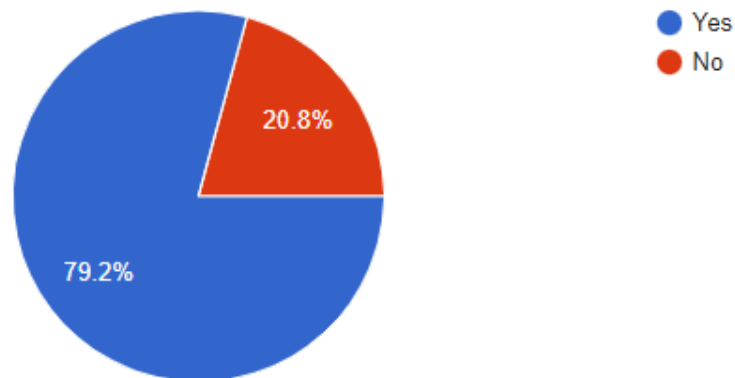
All the teachers who have responded that they encourage participative sessions with the students during their classes.

Section 4: Research

Research

Availability of Research facilities

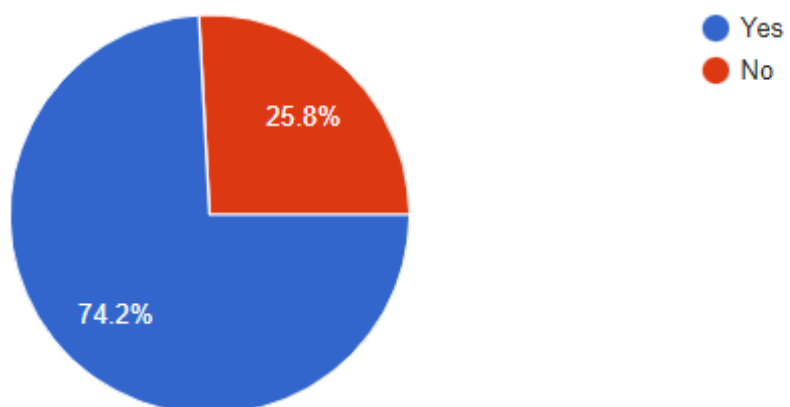
178 responses



The respondent's data indicate that 79.2% of the respondents agree that the organization facilitates the availability of research facilities. 20.8% of the respondents feel that there is lack of research facilities in the institution.

Funding for research

178 responses

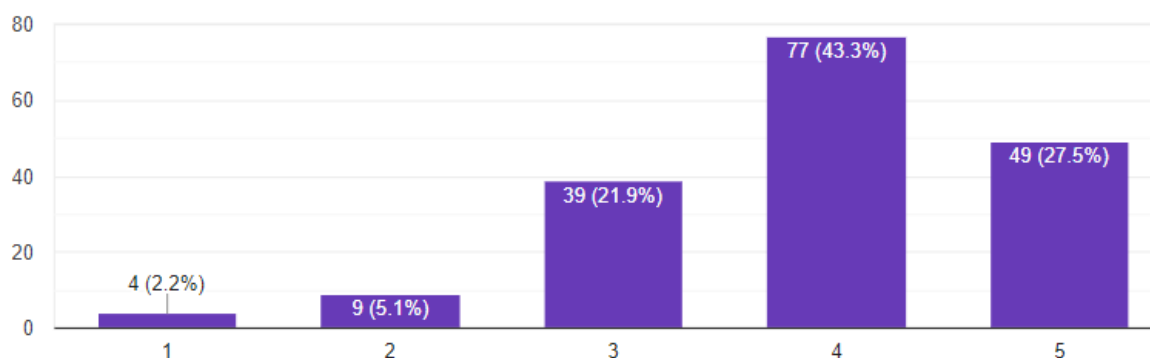


The respondent's data indicate that 74.2% of the respondents agree that the organization provided sufficient funding to conduct research. However, 25.8% of the respondents feel that there is lack of funding for research in the institution.

Teachers' Cyber Centre: Cleanliness

 Copy

178 responses

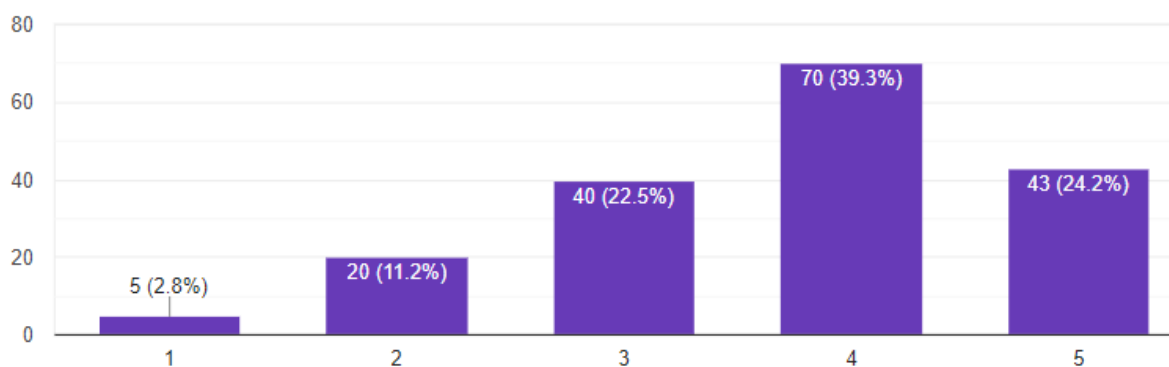


The respondents' data reflect that 77 members of the teaching staff consider the cleanliness of the Teachers' cyber centre is good enough and 49 of the respondents feel that the cleanliness of the teachers' cyber centre is excellent. 39 of the respondents have responded neutrally to the same and the rest of the respondents are not satisfied with the cleanliness of the teachers' cyber centre.

Internet facility at Teachers' Cyber Centre

 Copy

178 responses

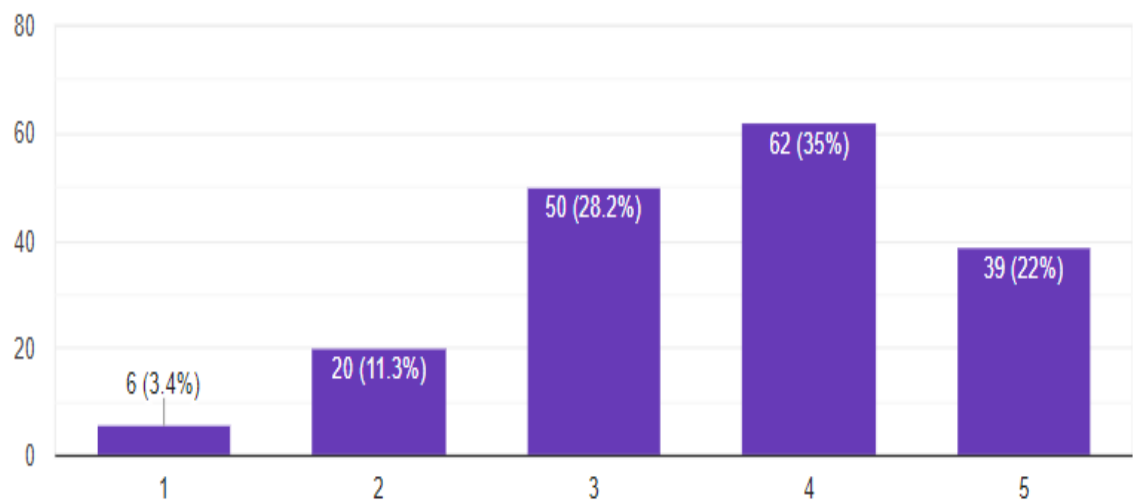


It can be observed from the respondents' data that 70 members of the teaching staff consider the Internet facility at the Teachers' cyber centre to be good enough and 43 of the respondents have responded excellent for the same. 40 of the respondents have responded neutrally to the same and the rest of the respondents are not satisfied with the internet facility at the teachers' cyber centre.

Adequacy of Resources at Teachers' Cyber Centre



177 responses



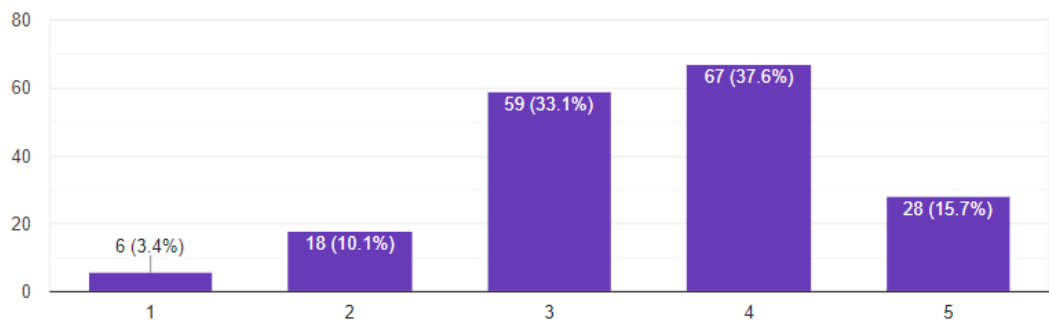
The respondents' data reflect that 62 of the respondents consider the adequacy of resources at the Teachers' cyber centre to be good enough and 39 of the respondents feel excellent for the same. 50 of the respondents have responded neutrally to the same and the rest of the respondents are not satisfied with the availability of resources at the teachers' cyber centre.

Infrastructure Facilities

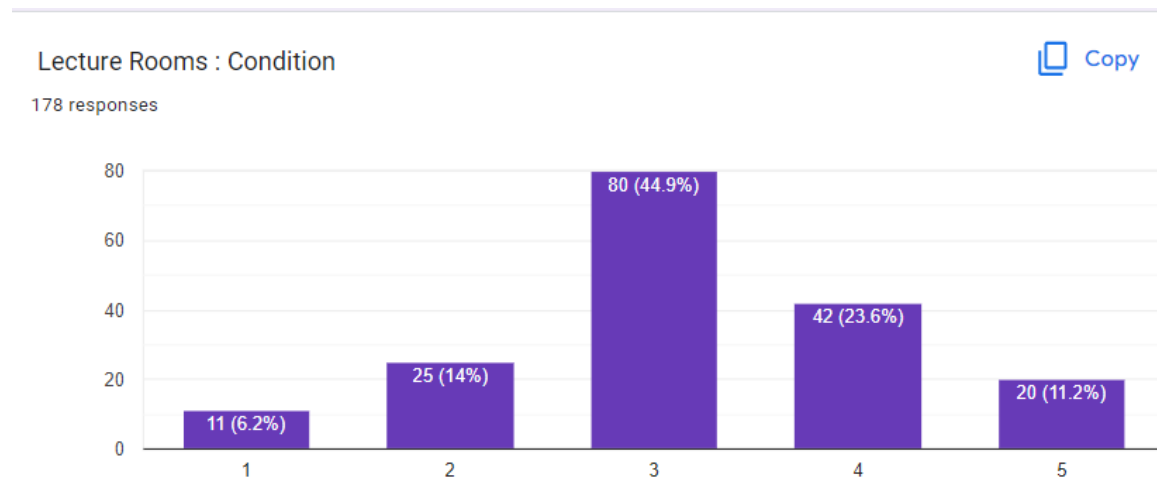
Lecture Rooms : Cleanliness



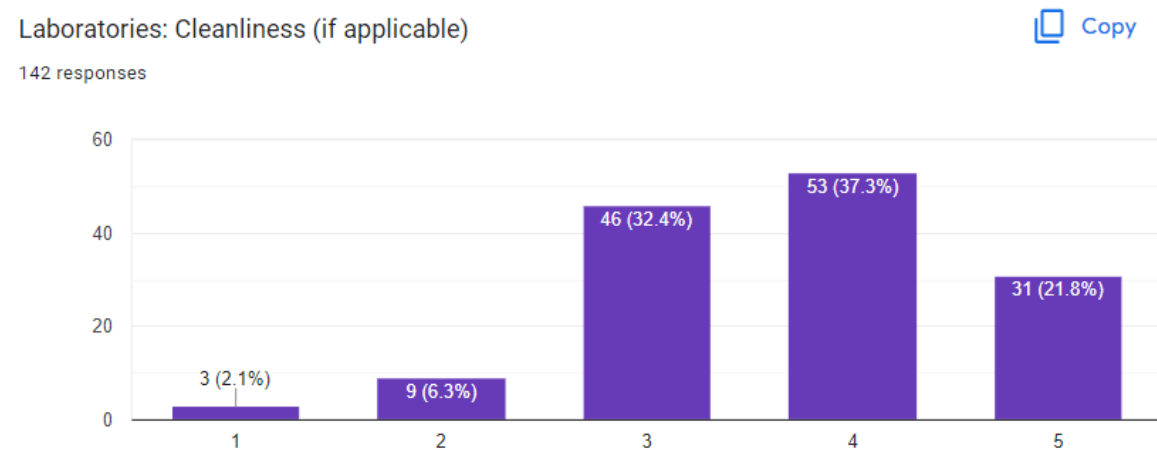
178 responses



As per the respondents' data 67 faculty members considers that 'infrastructure facilities' of college is good enough and 28 members fell excellent for the same. However 59 members responded neutrally while 24 members were not satisfied with infrastructure facilities.



According to teachers feedback data 42 faculty members were satisfied with the 'condition of Lecture rooms' and 20 faculty members feel excellent for the same. However 80 members responded neutrally, while 36 members were not satisfied with condition of Lecture's Rooms.

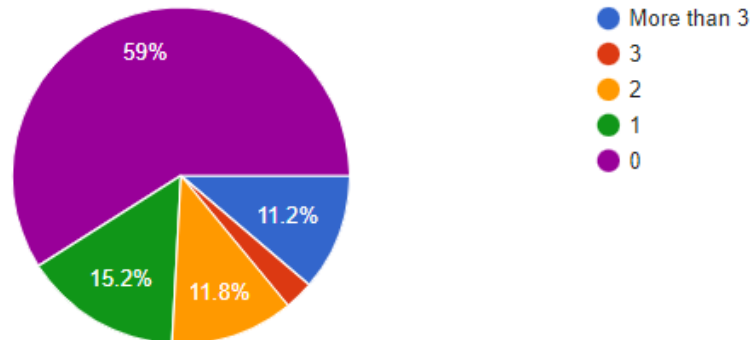


The teachers' feedback data shows that 53 respondents are satisfied with 'Laboratories and its cleanliness' and 31 members responded excellent for the same. 46 members responded neutrally, while 12 members are not satisfied with maintenance and cleanliness of laboratories.

Academic Contribution

No. of Publications in 2021-2022

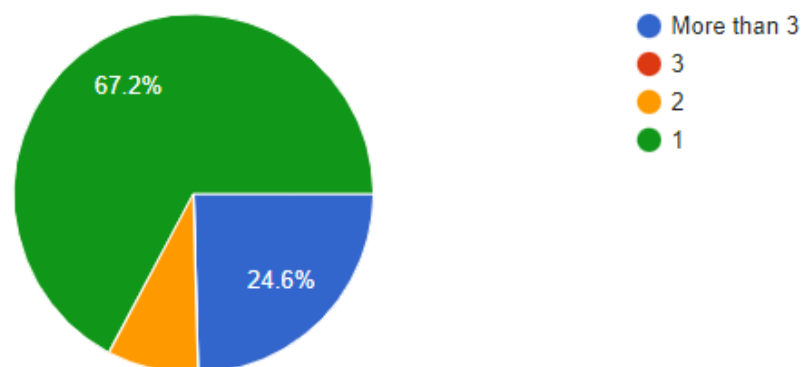
178 responses



As per the teachers' feedback data 11.2% faculty members have more than 3-publications in the year 2021-2022, 2.7% (around) have 3-publications, 11.8% have 2-publications, 15.2% members have only 1-publications. However, 59% faculty members have no publications in the year, 2021-2022.

No. of Research Guidance 2021-2022(if applicable)

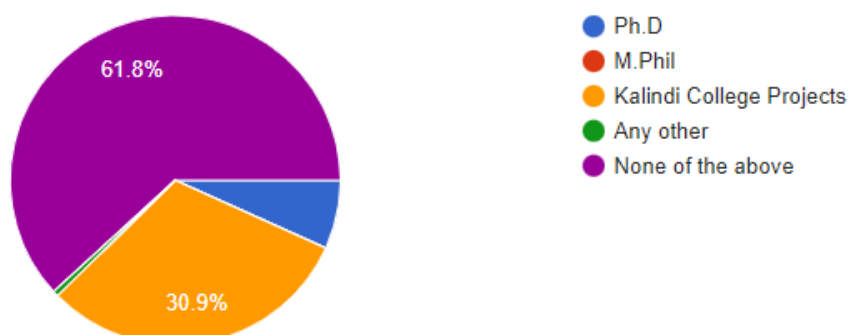
61 responses



The teachers feedback data shows that 24.6% faculty members guided to more than 3-researchers in the year 2021-2022, while 7% (approximately) faculty members guided up to 2-researchers, while 67.2% faculty members guided only one researcher in the same year.

Nature of Research Guidance

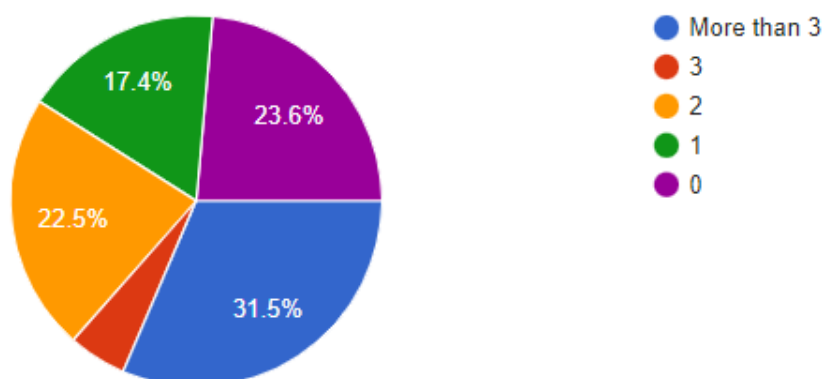
178 responses



Respondent data reflects the nature of research guidance: 5-7% (approximately) faculty members guided the Ph.D scholars, while 30.9% faculties guided Kalindi College Projects, and almost 1% faculties have guided in other field. However, 61.8% have no such guidance experience.

Participation in Seminar/Workshop/Refresher/ Orientation courses

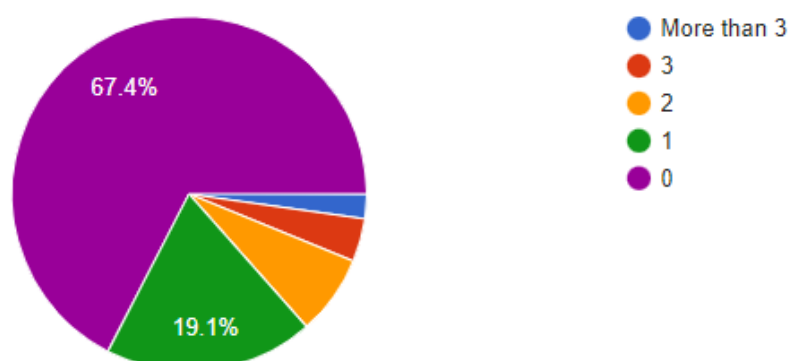
178 responses



The teachers' feedback data shows that 31.5% teachers have participated in more than 3-Seminars/ Workshop/ refreshers or orientation courses, almost 5% faculty members participated up to 3-Seminars/ Workshop etc, 22.5% participated 2- Seminars/ Workshop etc, while 17.4% participated only one Seminars/ Workshop. However, 23.6% did not participate in any Seminars/ Workshop in the year 2021-2022.

Paper presentation in Seminar/Workshop/Refresher/ Orientation courses

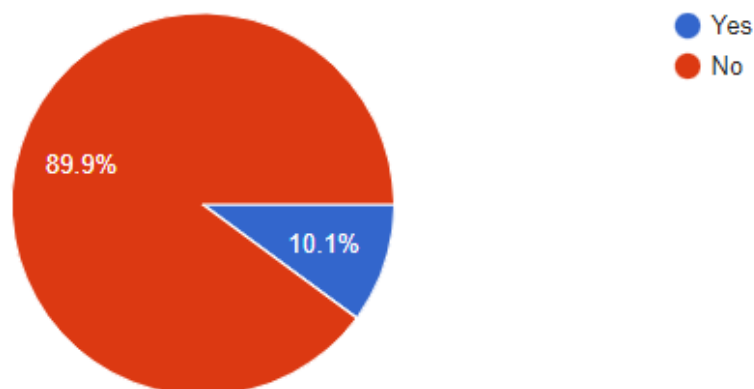
178 responses



As per the data very few (almost 2-3%) faculty members Presented more than 3-papers in Seminars/ Workshop etc, 4% (approximately) faculty members presented 3-papres, almost 7% respondents presented 2-papers. However, 19.1% faculty members have only 1-paper presentation, while 67.4% have no presentation in the year 2021-2022.

Post Graduate Teaching

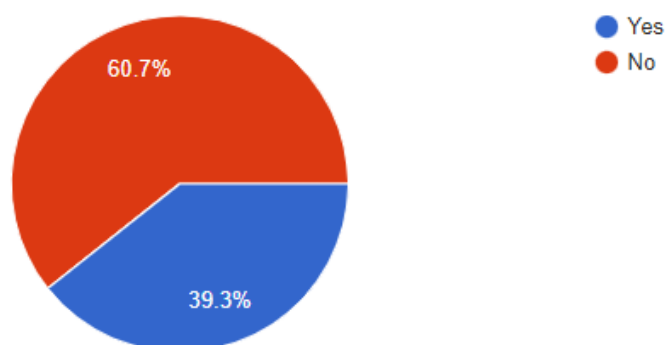
178 responses



As per the teachers' feedback data only 10.1% faculty members taught Post-graduate students, while 89.9% faculty members did not teach Post-graduate in the year 2021-2022.

Remedial Teaching

178 responses

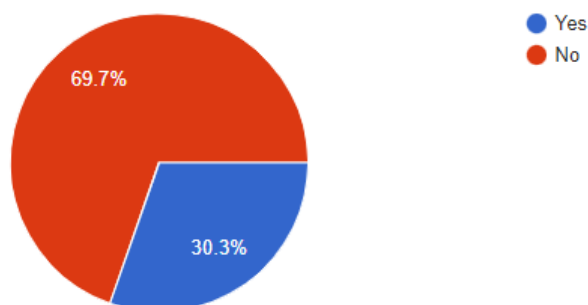


The respondent data shows that 39.3% teachers taking remedial classes, while 60.7% did not take any remedial classes in the year 2021-2022.

Participation at University Level

Curriculum Development

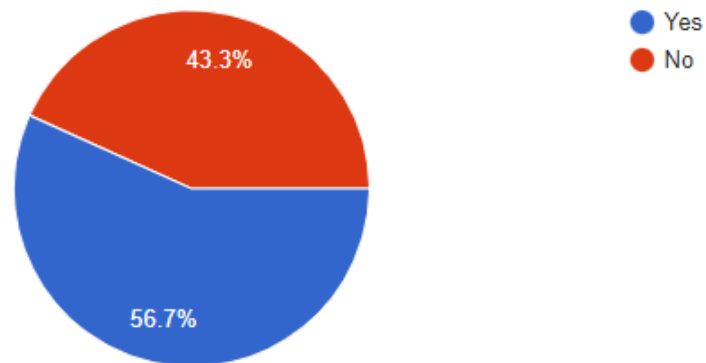
178 responses



As per the respondent data 69.7% of the faculty members responded that they participated in the 'Curriculum plan' at the university level. However the data shows that 30.3% members did not participate in Curriculum development.

Convener/Member for Question Paper Setting

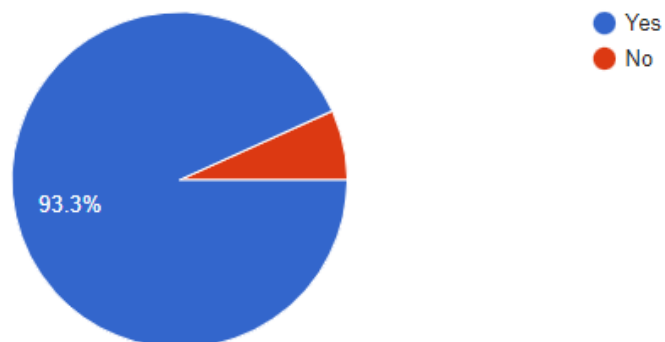
178 responses



The respondent data shows that 56.7% faculty members participated either as a Convener or Member for Question paper setting, while 43.3% did not participate in the Question paper setting.

Evaluation

178 responses

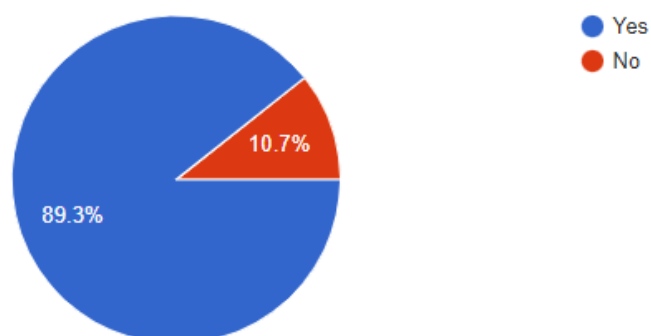


As per the feedback data **93.3%** faculty members participated in the paper evaluation.

Library

Library has sufficient number of books, magazines, journals for staff and students

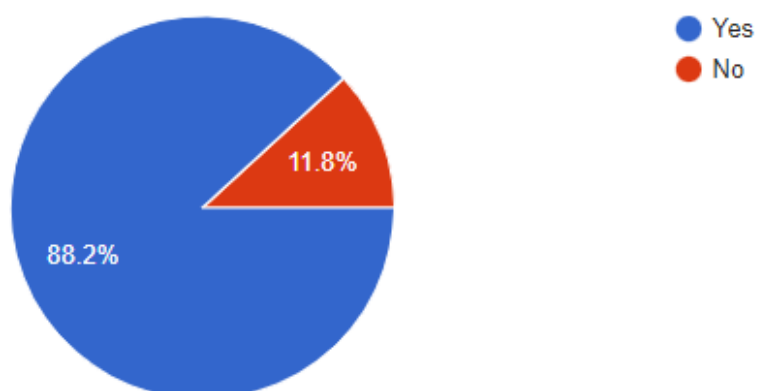
178 responses



As per the respondent data **89.3%** faculty members are satisfied that 'Library has sufficient number of books, magazines, journals for staff and students. However 10.7% members are not agreed for the same.

The library is clean and stacks are dust free

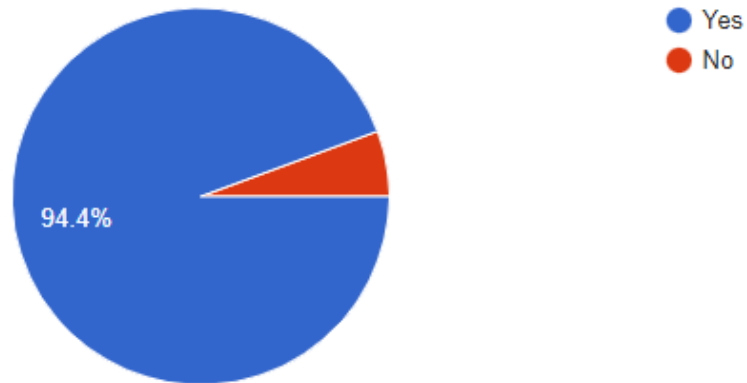
178 responses



The feedback data shows that **88.2%** faculty members are agreed that 'the Library is clean and stacks are dust free' while 11.8% members are not agreed.

The books in the library are properly stacked

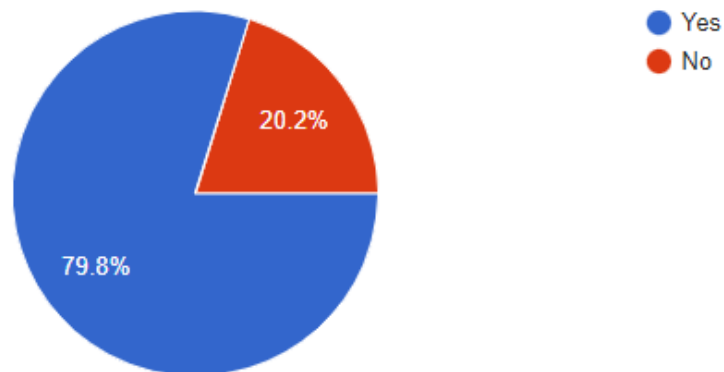
178 responses



As per the data **94.4%** faculty members agree that ‘the books in the library are properly stacked’ while 5% (around) members do not agree with the same.

The library is technologically well-equipped

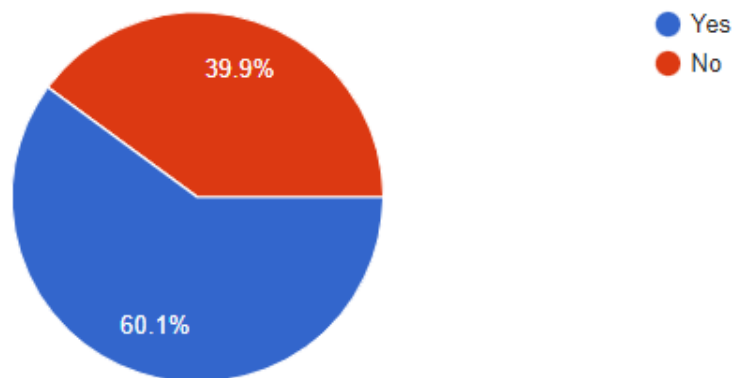
178 responses



The respondent data reflects that 79.8% members considers that ‘the library is technologically well-equipped’. However 20.2% members feel that library is not technologically well-equipped and need to be improved.

Library has adequate sitting arrangement, lighting and ventilation

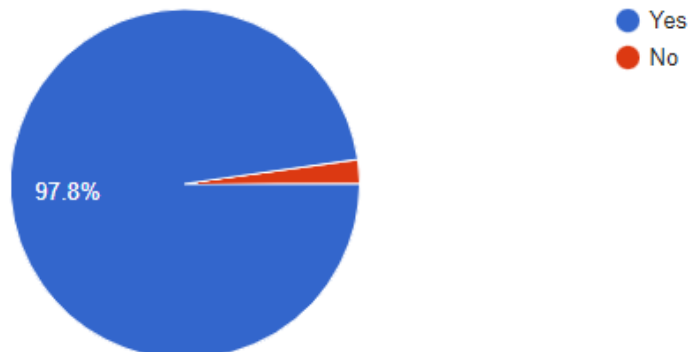
178 responses



As the respondent data shows that 60.1% faculty members satisfied with the 'adequate sitting arrangement, lighting and ventilation in the library', however 39.9% members dissatisfied and need to be improved in the same.

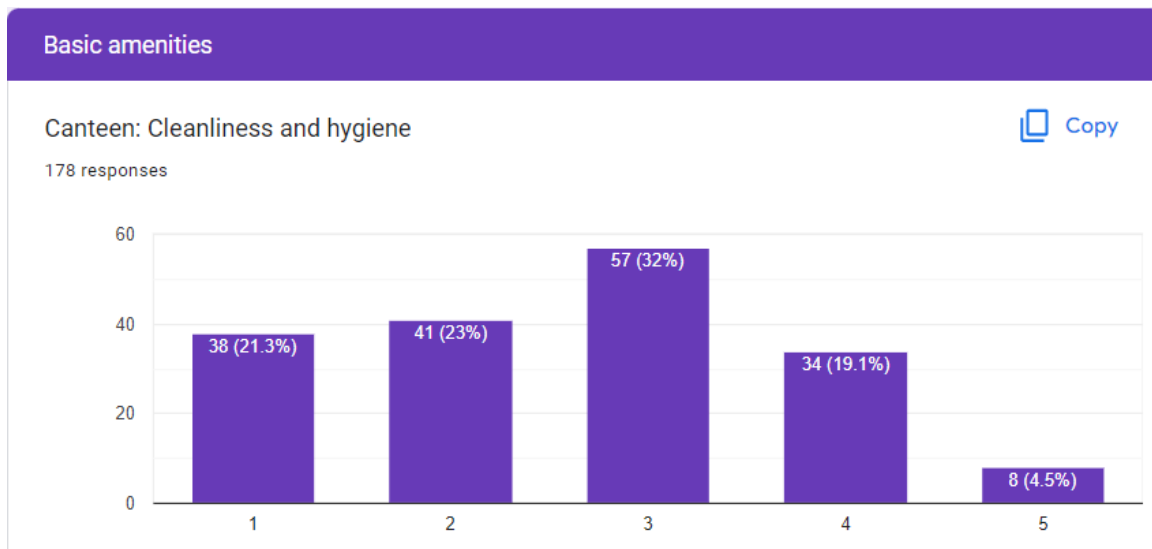
The library staff is courteous and helpful

178 responses

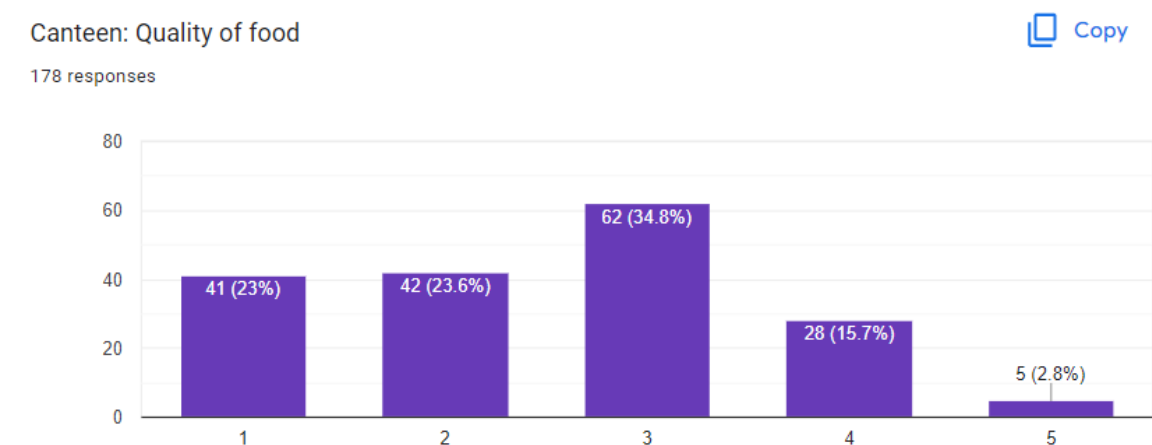


The respondent data shows that **97.8%** of the faculty members agree that the library staff is courteous and helpful.

Section 11: Basic amenities



The Respondent data shows that 34 members considers that cleanliness and hygiene of the canteen is good enough and 8 respondents considers excellent for the same. 57 members responded neutrally while 78 faculties are not satisfied with cleanliness and hygiene of the canteen.

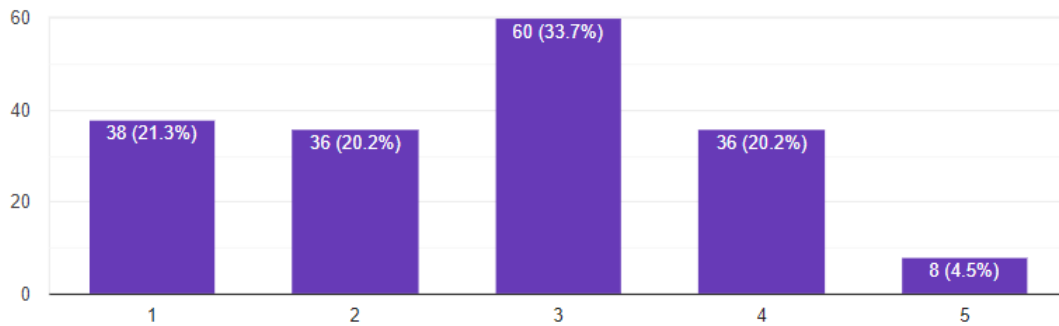


The respondent data shows that 62 members responded neutrally regarding the quality of food at Canteen while 28 members considers good enough of the quality of canteen food and only 5 members considers excellent for the same. 83 members responded not satisfied with the quality of food at canteen.

Canteen: Service

 Copy

178 responses

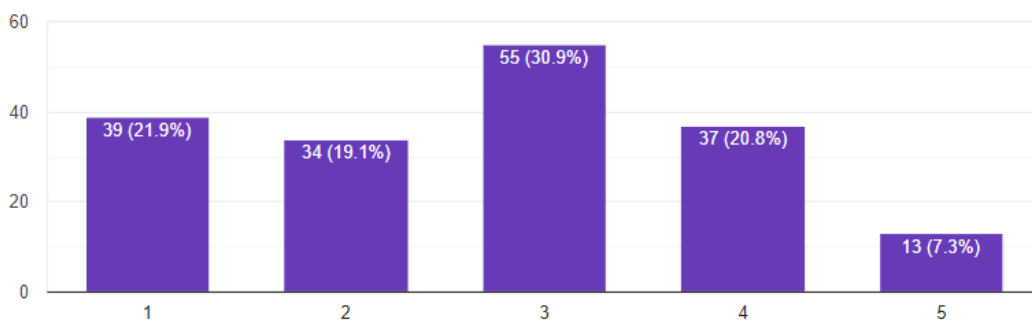


According to the data 60 members responded neutrally, 36 respondents feels good enough and only 8 members feels excellent for the same, while **74** respondents were not satisfied with the Canteen service.

Availability of Safe Drinking Water

 Copy

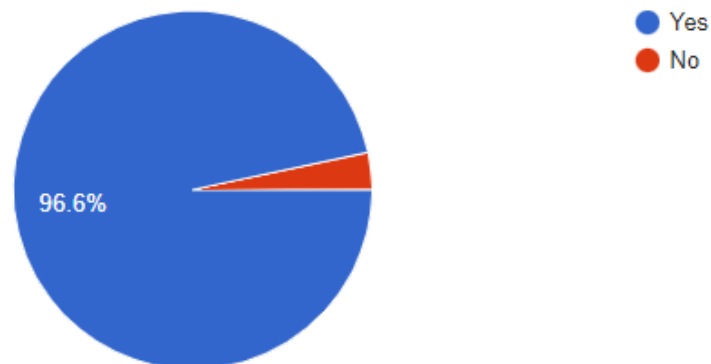
178 responses



Data recorded that 37 members respondents feels good enough regarding the 'Availability of safe drinking water' in the college campus and 13 respondents feel excellent for the same. 55 members responded neutrally, while **74** members responded dissatisfied.

Availability of Parking space

178 responses

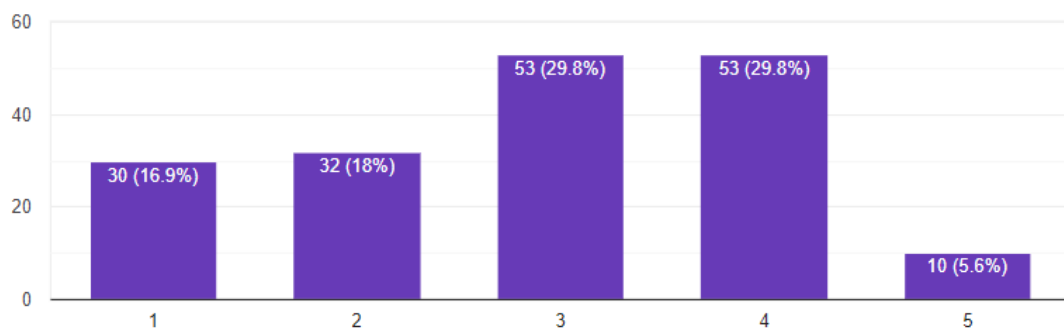


The feedback data reflects that **96.6%** of the respondents are satisfied with the 'Availability of Parking space' in the college campus, however 3% (around) of the respondents were not satisfied with the same.

Cleanliness of Toilet

 Copy

178 responses

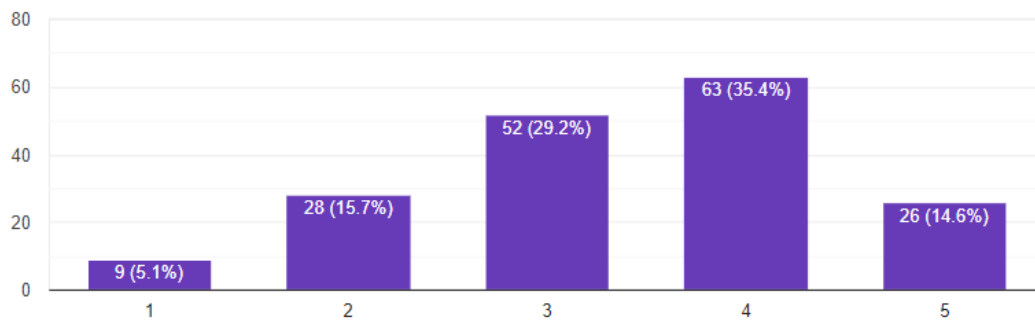


As far as 'Cleanliness of Toilet' is concerned 53 members considers good enough and 10 members feel excellent for the same. However, 53 members responded neutrally and 62 members were dissatisfied with same.

Cleanliness of Campus



178 responses



As per the respondent data, 63 faculty members responded satisfied for the 'Cleanliness of Campus' and 26 members fell excellent for the same. 52 members responded neutrally while 37 members were dissatisfied. s

Other valuable suggestions and comments given by the respondents:

1) Replace the canteen Vendor Improve teachers toilet

More Laboratory space required for botany

...

2) Please replace wobbly chairs in canteen

3) There is a dire need of one more well equipped laboratory in the department of Botany. There is no arrangement of drinking water on second floor of science block.

4) No we'll prepared sports ground

5) 1. Installation of projectors in classrooms. 2. Provision for more men's washrooms. 3. Clean and safe drinking water facility for teachers and students. 4. Temporary almirahs/lockers for teachers for keeping books/assignment/bags/laptop etc. safely. 5. More training of the non-teaching staff to prepare herbarium specimens/handling for instruments and chemicals. 6. More fields visits to be encouraged for training students. 7. Reading room facility for students as well as teachers. 8. Replacement/repairs of broken chairs/tables in canteen and staff room.

6) Better internet services, furniture, canteen service and drinking water

Reading space for teachers needed. Space also needed for Research activities. Cubicals should be provided to each teacher for their academic development.

7) Cleanliness and Maintenance of the gents' washroom for teaching staff (above the staff room) can be improved upon.

8) We have to focus on clean drinking waters

9) Good questions Please action our valuable feedback.

Toilet facilities and drinking water facility should be better

Need more infrastructure for faculty and students and renovate canteen

More well ventilated class rooms and proper arrangements of Fans to be made specially in SA Block. This block needs more fans in each room.

Better library facility for students is needed to be improved.

Hygienic and quality of food at canteen is very important.

10) Required more cleanliness & hygiene in classrooms, canteen, staffroom & toilets.

Planning for more green areas and plantation of flowers is advised.

11) More infrastructural Development

Immediate white wash and maintenance required

There should be writing board on the wall in room 34, already requested many times. The projector installed in all rooms should be working properly to ensure adequate use of ICT facilities in the best interest of the students

12) More funds for Aagaaz Club. Activity period should be in 4 or 5 period
campus and canteen area are should be clean.

13) Canteen Facility needs improvement. Library should be upgraded with latest books.

Blackboards need to be installed in all classrooms.

Seating area for staff need to be more adequate

14) It would be great if we could improve the ICT facilities in the classrooms. Blackboard is not available in some classrooms.(ROOM 34)

15) Renovation of girls toilet, putting up of more drinking water coolers for students are highly required.

16) Clean Drinking Water is lacking. It is an urgent need

17) Computers should be adequately equipped with screen reading software JAWS for the benefit of Visually Impaired students and teachers.