

# KALINDI COLLEGE- FEEDBACK FROM DIFFERENTLY ABLED STUDENTS (2020-21)

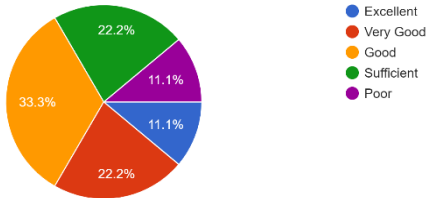
## Report

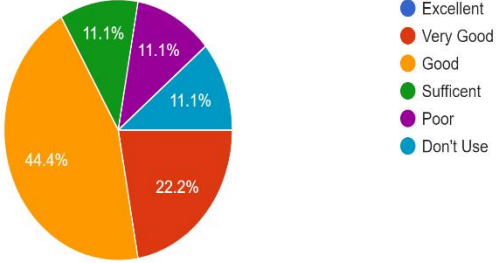
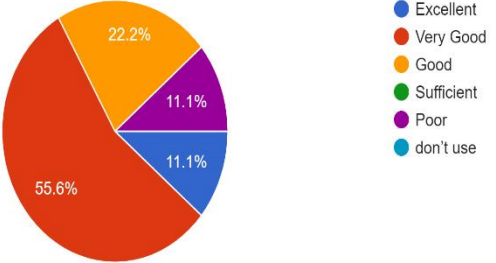
PWD Students of Kalindi College have submitted feedback through Google form, which has been analysed through Pie and Bar Chart. The data of feedback analysis in tabulated form is as below:

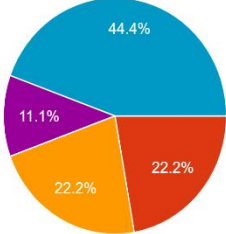
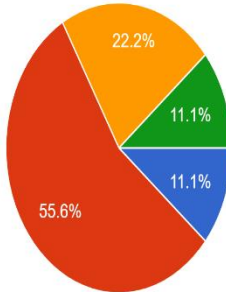
Total Number of PWD students=10

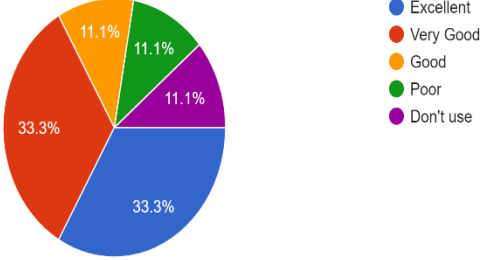
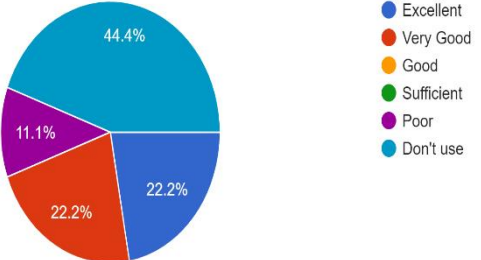
Number of students who submitted feedback=09

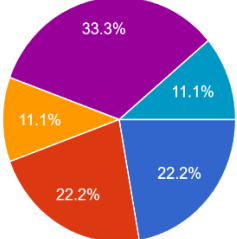
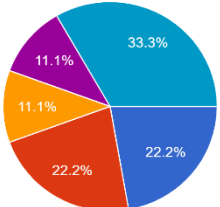
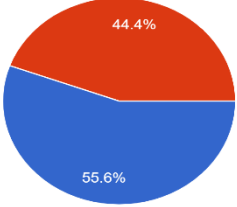
Percentage of students who submitted feedback= 90%

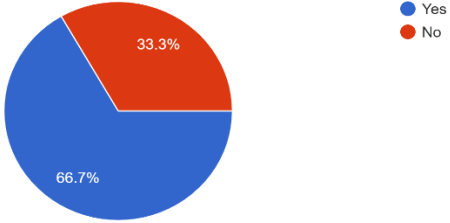
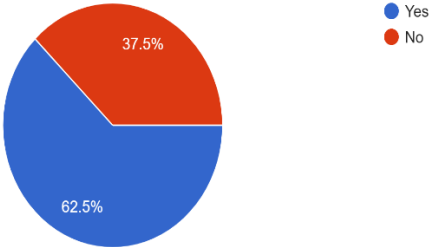
| S.No. | Question   | Positive Feedback | Drawbacks |
|-------|--|-------------------|-----------|
| 1.    | <p>Disabled friendly washrooms Facilities<br/>9 responses</p>  <p>Legend:<br/> <span style="color:blue">●</span> Excellent<br/> <span style="color:red">●</span> Very Good<br/> <span style="color:orange">●</span> Good<br/> <span style="color:green">●</span> Sufficient<br/> <span style="color:purple">●</span> Poor</p> | 88.9%             | 11.1%     |

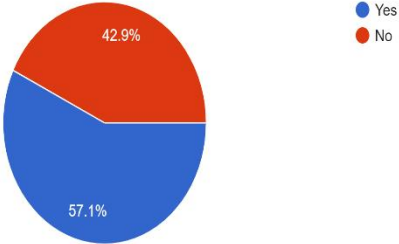
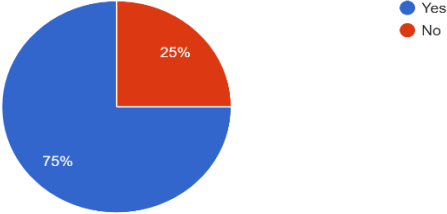
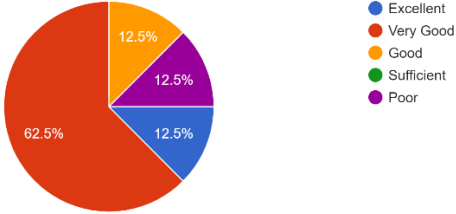
|           |  |              |              |
|-----------|--|--------------|--------------|
| <p>2.</p> | <p>Separate sitting facilities<br/>9 responses</p>  <p> <ul style="list-style-type: none"> <li>● Excellent</li> <li>● Very Good</li> <li>● Good</li> <li>● Sufficient</li> <li>● Poor</li> <li>● Don't Use</li> </ul> </p>   | <p>88.9%</p> | <p>11.1%</p> |
| <p>3.</p> | <p>Ramps and Railing facilities<br/>9 responses</p>  <p> <ul style="list-style-type: none"> <li>● Excellent</li> <li>● Very Good</li> <li>● Good</li> <li>● Sufficient</li> <li>● Poor</li> <li>● don't use</li> </ul> </p> | <p>88.9%</p> | <p>11.1%</p> |

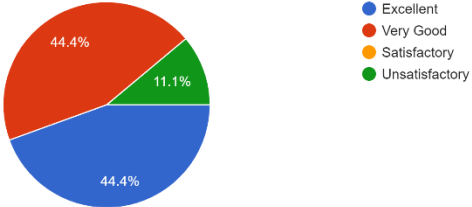
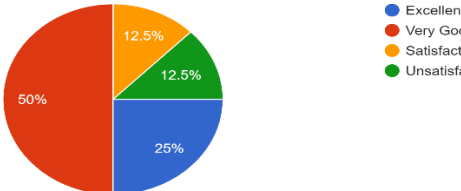
|           |  |              |              |
|-----------|--|--------------|--------------|
| <p>4.</p> | <p>Special care facilities like Wheel chair facilities<br/>9 responses</p>  <ul style="list-style-type: none"> <li>● Excellent</li> <li>● Very Good</li> <li>● Good</li> <li>● Sufficient</li> <li>● Poor</li> <li>● don't use or don't know</li> </ul> | <p>88.9%</p> | <p>11.1%</p> |
| <p>5.</p> | <p>Office Assistance<br/>9 responses</p>  <ul style="list-style-type: none"> <li>● Excellent</li> <li>● Very Good</li> <li>● Good</li> <li>● Poor</li> </ul>   | <p>88.9%</p> | <p>11.1%</p> |

|           |  |              |              |
|-----------|--|--------------|--------------|
| <p>6.</p> | <p>Banking service<br/>9 responses</p>  <p> <ul style="list-style-type: none"> <li>● Excellent</li> <li>● Very Good</li> <li>● Good</li> <li>● Poor</li> <li>● Don't use</li> </ul> </p>                                | <p>88.9%</p> | <p>11.1%</p> |
| <p>7.</p> | <p>Computer Lab facilities<br/>9 responses</p>  <p> <ul style="list-style-type: none"> <li>● Excellent</li> <li>● Very Good</li> <li>● Good</li> <li>● Sufficient</li> <li>● Poor</li> <li>● Don't use</li> </ul> </p> | <p>88.9</p>  | <p>11.1</p>  |

|     |   |      |      |
|-----|---|------|------|
| 8.  | <p>Canteen service<br/>9 responses</p>  <ul style="list-style-type: none"> <li>● Excellent</li> <li>● Very Good</li> <li>● Good</li> <li>● Sufficient</li> <li>● Poor</li> <li>● Don't use</li> </ul>    | 88.9 | 11.1 |
| 9.  | <p>Medical facilities<br/>9 responses</p>  <ul style="list-style-type: none"> <li>● Excellent</li> <li>● Very Good</li> <li>● Good</li> <li>● Sufficient</li> <li>● Poor</li> <li>● Don't use</li> </ul> | 88.9 | 11.1 |
| 10. | <p>The PWD students are exempted for paying annual fee<br/>9 responses</p>  <ul style="list-style-type: none"> <li>● Yes</li> <li>● No</li> </ul>  | 55.6 | 44.4 |

|     |  |      |      |
|-----|--|------|------|
| 11. | <p>The PWD students are exempted for paying Examination fee<br/>9 responses</p>  <p>Legend: ● Yes (66.7%), ● No (33.3%)</p> | 66.7 | 33.3 |
| 12. | <p>Scholarships for disabled students<br/>8 responses</p>  <p>Legend: ● Yes (62.5%), ● No (37.5%)</p>                       | 62.5 | 37.5 |

|     |  |      |      |
|-----|--|------|------|
| 13. | <p>Availability of academic counselors<br/>7 responses</p>  <p>Legend: Yes (Blue), No (Red)</p>   | 57.1 | 42.9 |
| 14. | <p>Does the College allow additional time on tests and exams?<br/>8 responses</p>  <p>Legend: Yes (Blue), No (Red)</p>  | 75   | 25   |
| 15. | <p>Other educational technologies or software<br/>8 responses</p>  <p>Legend: Excellent (Blue), Very Good (Red), Good (Yellow), Sufficient (Green), Poor (Purple)</p> | 87.5 | 12.5 |

|     |  |      |      |
|-----|--|------|------|
| 16. | <p>Behavioural support of teaching staff<br/>9 responses</p>  <p> <span style="color: blue;">●</span> Excellent<br/> <span style="color: red;">●</span> Very Good<br/> <span style="color: orange;">●</span> Satisfactory<br/> <span style="color: green;">●</span> Unsatisfactory </p> | 89.9 | 11.1 |
| 17. | <p>Physical support<br/>8 responses</p>  <p> <span style="color: blue;">●</span> Excellent<br/> <span style="color: red;">●</span> Very Good<br/> <span style="color: orange;">●</span> Satisfactory<br/> <span style="color: green;">●</span> Unsatisfactory </p>                      | 87.5 | 12.5 |

### Suggestions from PWD students for improvement of facilities in the college:

1. Arrangements of a campus-wide sign language interpreter programme should be made for blind persons. Room numbers should be written in Braille outside the rooms.
2. Delhi University should arrange the exam writer.
3. Need to Improve in infrastructures for special needs students.
4. Lift facility should be there in the college.
5. Separate washroom for disabled students is needed.
6. Scholarships should be given to PWD students.
7. Extra cocurricular activities should be done for PWD students.
8. Arrangement of experienced academic counsellors for PWD students should be made.



