

## Details of Teaching methods including ICT used by various Departments

<b>1. BOTANY DEPARTMENT</b>		
<b>S. No.</b>	<b>Name of the Faculty</b>	<b>Method of teaching</b>
1.	Dr. Kalpana Kumari	Chalk and Board method, Interactive methods using Powerpoint Presentation, Group Discussions, Google Classroom, You tube video
2.	Dr. Divya Verma	Chalk and Board method Lecture method Group Discussions, Flipped and Blended Classroom methods via Google classroom
3.	Dr. Sudesh Bhardwaj	Chalk and Board method Powerpoint presentation Group discussion, quiz
4.	Dr. Ranjana Roy Mishra	1. Majorly interactive lecture method using chalk and black board, Group discussions and Presentations. 2. ICT methods via google classroom and MS teams
5.	Dr. M. Arunjit Singh	Chalk and Board method Lecture method Presentations and ICT methods
6.	Dr. Sanavar Soham	Interactive Sessions using: Chalk and board method Power Point Presentation and ICT methods Group Discussions e-Lectures ( <a href="https://youtube.com/playlist?list=PLNsppmbLKJ8LCpvbo29-EFb0uzGbJBoWv">https://youtube.com/playlist?list=PLNsppmbLKJ8LCpvbo29-EFb0uzGbJBoWv</a> )
7.	Dr. Pratibha Thakur	Lecture method using blackboard Group Discussions Interactive sessions Presentations Questionnaire sessions Video sessions
8.	Dr. Naghma Parween	For diagram using blackboard and E-presentation Important points dictates Group discussions e-presentation
9.	Dr. Sushmita Chatterjee	Chalk and Board method Lecture method Group Discussions Interactive sessions

		Presentations
10	Dr. Pawan Kumar	<ol style="list-style-type: none"> <li>1. e-Lecture method using powerpoint</li> <li>2. Google classroom, google forms for quiz,</li> <li>3. Interactive sessions by asking students to poll (using online polls e.g. SurveyMoney; <a href="https://www.surveymonkey.com/mp/online-polls/">https://www.surveymonkey.com/mp/online-polls/</a>)</li> <li>4. Journal Club Presentations &amp; group assignments</li> <li>5. Created a website portal available to see at <a href="https://www.botanypedia.com/">https://www.botanypedia.com/</a></li> <li>6. Youtube Channel (<a href="https://www.youtube.com/c/Botanypedia/about">https://www.youtube.com/c/Botanypedia/about</a>)</li> </ol>
11.	Dr Priyanka Verma	<ol style="list-style-type: none"> <li>1. Chalk and Board method</li> <li>2. Group discussions and general Inquiry based discussions</li> <li>3. Classroom reading</li> <li>4. E- Lectures using Powerpoint presentations</li> <li>5. Google Classroom, google form QUIZ</li> <li>6. Incorporating Youtube videos for better understanding on the subject</li> <li>7. Presentations by students</li> <li>8. Virtual excursions</li> </ol>
12.	Dr Remya Krishnan	<p>Incorporating traditional and modern pedagogical methods in the classroom like</p> <p>Chalk and Board method e-Lecture method Presentations Inquiry based teaching method Google classroom reading Webinars/virtual herbariums</p>
13.	Dr Monika Keisham	<p>Interactive lecture method using chalk and board Inquiry based teaching method e-lecture method Group discussions Presentations</p>
<b>2. B.VOC. DEPARTMENT</b>		
1.	Mr. Rajeev Kumar Rai	Interactive lecture method using blackboard, Projector, Group discussions, Problem solving, Seminars.
2.	Guest Faculties	All guests are delivering lectures as per requirement of MESC/NASSCOM in case of SEC and as per requirement of University of Delhi in case GEC. They

		are using online, digital, white board/ black board, T-S-T, S-T-S, S-S-T, T-T-S method to make lecture interactive. They are also using TLEP in case of theory and TLTP in case of practical or skill component.
<b>3. CHEMISTRY DEPARTMENT</b>		
<b>S. No.</b>	<b>Name of the Faculty</b>	<b>Method of teaching</b>
1.	Dr. Aprajita Gaur	<ul style="list-style-type: none"> <li>• Online teaching with: Google classroom, Google meet, Google form for quizzes/viva Google jamboard and blackboard/ whiteboard at home setup</li> <li>• Study material given to students via: Google classroom Mail Whatsapp Available open educational resources such as NPTEL, INFLIBNET etc.</li> <li>• Interactive class by means of : Group discussions Problem solving, Presentations by ICT method, Use of models, Video demonstration</li> <li>• Online websites links for conducting quiz</li> <li>• Use of virtual labs and simulation techniques</li> <li>• You-Tube video demonstrations</li> <li>• Sources of e-books</li> </ul>
2.	Dr. Renu Bala	
3.	Dr. Shilpika Bali Mehta	
4.	Dr. Priyanka Bidhuri	
5.	Dr. Swati Aggarwal	
6.	Dr. Mahesh Chand	
7.	Dr. Nishant Verma	
8.	Dr. Meenakshi Verma	
9.	Dr. Sajid Iqbal	
10.	Dr. Rajesh Kumar Meena	
11.	Dr. Upasana Issar	
12.	Dr. Preeti Yadav	
13.	Dr. Kapil Mohan Saini	
14.	Dr. Shweta Gupta	
15.	Mr. Shiv Kumar	

<b>4. COMMERCE DEPARTMENT</b>		
<b>S. No.</b>	<b>Name of the Faculty</b>	<b>Method of teaching</b>
1.	Dr. Anjula Bansal	Lectures and examples from various companies.

2.	Dr. Punam Sachdeva	Interactive lecture method
3.	Dr. Naina Hasija	Lectures and examples from various companies and used online resource
4.	Dr. Rajni	Classroom Discussions, examples, cases, PPT, group discussions, assignments and online resources
5.	Dr. Pankaj Kumar	Lectures, examples, practice, test, online classes and online resources.
6.	Ms. Gunjan Verma	PPT, group discussions, assignments and uses of online classes
7.	Shweta Raj	PPT, group discussions, assignments and uses of online resources and classes
8.	Ms. Alka Rani	PPT, group discussions, assignments and uses of online resources and classes.
9.	Dr. Alka Chaturvedi	Regular Tests through google forms, Assignments through Google Classrooms, PPTs, Quiz through Quizzes and online classes.
10.	Ms. Sonia Kamboj	Classroom Discussions, Field Work, Project Reports, Presentations, Quizzes. Use of ICT: Computerized accounting using Tally ERP.9 and online classes.
11.	Dr. Nidhi Kapoor	PPT, Classroom discussions, Case studies, Quiz on various topics from syllabus, and online classes
12.	Ms. Isha Verma	Case Studies, Quiz, PPT, group discussions, assignments and uses of online resources and classes.
13.	Ms. Komal Mittal	PPT, group discussions, assignments and uses of online resources and classes.
14.	Ms Subathra V.	Live quizzes, PPT, Whiteboard explanations, group projects and discussions, real-life case studies, application based assignments, pre-recorded lectures and uses of online resources.
15.	Ms Parthivi Khurana	PPT, whiteboard explanations, group discussions, assignments and uses of online resources-videos, Finance & HR movies and classes(recorded)
16.	Ms Geeta Chauhan	PPT, classroom discussions, case study, assignments and uses of online resources and classes, recorded lectures

17.	Ms Shruti Dawar	PPT,Class notes, Case studies,Classroom discussions, assignments and use of online resources and classes.
-----	-----------------	---

<b>5. COMPUTER SCIENCE DEPARTMENT</b>		
<b>S. No.</b>	<b>Name of the Faculty</b>	<b>Method of teaching</b>
1	Dr. Vandana Gupta	Group assignments and presentations, ICT enabled teaching using ppts, online teaching and assignments.
2	Dr. Nidhi Arora	Group Discussions, Google Classroom, Microsoft onenote for taking online lectures.Online quizzes, Interactive lectures, Online Assignment submissions and evaluation, Creating self E-resources for students.
3	Ms. Sweety	PPT, Group Discussion, During Lockdown: Google meet
4	Dr. Reena Jain	<ul style="list-style-type: none"> <li>• Teaching via PPT</li> <li>• Students Presentations were taken</li> <li>• Group Discussions were conducted</li> <li>• Assignments were supported with viva</li> <li>• Quiz in the form of game was conducted to energise the students</li> </ul> <p style="text-align: center;">During lockdown</p> <ul style="list-style-type: none"> <li>• classes are conducted on Google meet</li> <li>• For submission of assignments and practical, Google classroom app is used.</li> <li>• For personal attention and one-to one discussion individual video calls and whatsapp calls are used.</li> </ul>
5	Ms. Anshula	<ol style="list-style-type: none"> <li>1. Blackboard teaching</li> <li>2. Doubt classes</li> <li>3. Group discussion</li> </ol> <p style="text-align: center;">Test and presentation.</p>
6	Ms. Arokia Ramya	<ol style="list-style-type: none"> <li>1) Teach the concept and select one of the student on the spot and request her to work out the problem based on the concept in the black board</li> <li>2) Sharing the usage of techniques of the subject in the real time practical applications such as predicting the rent from the DDA flats in Vasant Kunj from the data available in the magicbricks website using Machine Learning techniques</li> <li>3) Multiple Choice Questions based Open Book and Online Class quizzes are conducted in order to make the students familiar with the concepts of the subject</li> <li>4) Group Discussions is conducted among the student and the feedback will be provided by the teacher at the end of the Group Discussion</li> </ol>

		5) The topic based study material in the form of different ICT tools such as PPT is given to the student through Google Classroom and the question raised by the teacher or student themselves are discussed in the classroom. The feedback will be provided by the teacher at the end of the topic discussion.
7	Ms. Rajani	1. Group discussion 2. Open book test Last year question papers were given to students to solve.
8	Dr. Sushil Malik	1. Class Quiz. 2. Problem solving lectures. 4. MCQ solving in class For ICT :PPT are used in lectures.
9	Ms. Neha	Google meet Google classroom Online Quiz Presentation Time bound Test Group Discussion
10	Ms. Kanishka	Group discussion, Google classroom, PPT
11	Dr. Sapna	Discussions, PPTs and other online resources for teaching, Google classroom as an interface with students for all class related work, Quiz, Previous year question papers, Questions based on practical aspects of theory.
12	Ms. Reshu	Problem Solving lectures, Group discussion, Google classroom
13	Mr. Manoj	Group discussion, Open book test, Google Classroom,PPT

#### 6. ECONOMICS DEPARTMENT

S. No.	Name of the Faculty	Method of teaching
1	Dr. Anjali Bansal	All teachers use Blackboard, Group discussions, Problem solving, Seminars & ICT, Google Meet.
2	Dr. Punam Tyagi	
3	Dr. Indu Choudhary	
4	Dr. Rashmi Chaudhary	
5	Dr. Shalini Agarwal	
6	Dr. Richa Gupta	
7	Ms. Anita	
8	Mr. Suresh Kumar	
9	Ms. Madhuri Singh	

10	Mr. Rohit
11	Ms. Pummy Yadav
12	Ms. Phunchok Dolkar

<b>7. ENGLISH DEPARTMENT</b>		
<b>S. No.</b>	<b>Name of the Faculty</b>	<b>Method of teaching</b>
1.	Shipra Gupta	Interactive methods used for onlineteaching-whiteboard, online videos,ppts, word files screen sharing, group discussions, question-answer sessions,Evaluation through Google quizzes.
2.	Tanu Sharma	Use of PPT to share key points of the lecture; online videos; summary noteswere provided before the lectures; useof secondary resource material; and subject related expert talks were organised  Evaluation- Class discussion; Quiz; and Assignments
3.	Shama Jan	In-class assignments of close-reading texts together and discussing it, group presentations to get students tointeract with each other and work together, making use of lectures on topics by subject experts elsewhere. Evaluation through assignments and presentations.
4.	Shashi Shekhar	Online classes were mostly interactive and prescribed readings were discussed in groups. Additional critical essays/articles were shared in lectures wherever required to support the classroom learning. Evaluation through assignments.

5.	Arun Singh Awana	Extensive use of online videos, group discussions and relevant academic tasks. In addition to it, critical essays and additional reading material was shared. Evaluation through class testsand assignments.
----	------------------	--

6.	Chaity Das	Online classes were held with e notes and video resources. Quizzes and short speaking sessions and group discussions were encouraged since. Materials were provided digitally which included e-handouts discussed during the class in the form of presentations
7.	Sneha Sawai	Interactive online classes held through the use of powerpoint presentations, online videos related to the syllabus and screen sharing of texts and other resources.
8.	D A ESTHER	Online classes were conducted using PPT, screen sharing and online videos. Sharing of critical essays and other relevant materials, evaluation through assignments/tests followed by feedback were done on google classroom.
9	L Paveine	PPT presentations were used to supplement the audio-visual lectures. Pertinent videos, adaptations and online lecture were screened time to time. Quizzes were taken online. And anonymous google feedback taken for self-assessment and evaluation. Dialogic mode of learning implemented.



10.	Monica Zutshi	<p>Online classes, using Google classroom and email for sharing materials, critical essays, etc. Use of screen sharing for presentations during explanation. Using online links etc. to share material as well as practice exercises with students. Interactive methodology in all classes, with a focus on discussions and short presentations by students. Where most effective, using of flipped classroom methodology. Assignments were emailed by the students.</p>
11.	Sushrut Bhatia	<p>Online classes. Some classes were recorded and made available to students on google drive since many were unable to attend all classes due to difficult circumstances.</p> <p>PPTs, Audio-Visual resources (Youtube lectures), critical essays and reading material, links to online sources, regular question were all posted on the Google Classroom. Students responded to the same through discussions during lectures, tutorials, on Google classroom threads, emails.</p>
12.	Dr. Mukesh	<p>My teaching method includes group discussion, presentation in the form of role play etc. and problem solving sessions. Using online links to share material as well as practice exercises with students.</p> <p>Online classes, using Google classroom and email for sharing materials, critical essays.</p> <p>Interactive sessions for learning grammar and comprehension.</p>

13.	Keertika Lotni	Teaching method involved group discussions, screening of videos, playperformances, in-class assignments. Relevant video links and critical essays were shared with students. Written exercises were done in class and students were encouraged to share their work.
14	Vani M Pyarilal	Online classes were held and google classroom was used to share reading materials/PPT/other resources for the paper. Maximum efforts were taken to make the classroom interactive. PPT'S were used for lecturing . E- handouts consisting of questions that can help navigate through primary readings were provided and were found much effective. Students were encouraged to get familiar with primary readings . Oral feedback from students were taken individually to improve the teaching-learning process. Video lectures, documentaries, graphic representations etc. were used to introduce students to different topics pertaining to units. Open book test was conducted for internal assessment. Two invited Lectures by colleagues from the department were held. Talks by subject experts were proposed to the Literary society and were held.

### **8. GEOGRAPHY DEPARTMENT**

<b>S. No.</b>	<b>Name of the Faculty</b>	<b>Method of teaching</b>
1.	Dr. Seema Sahdev	Class room teaching and interactive learning, Power point presentation by students, Topic Based Group discussion, Assignment & Project work, question bank is prepared on important topics.
2.	Dr. Usha Pathak	ICT Methods
3.	Dr. Shashi Bhushan	blackboard, Group discussions, Problem solving, Seminars, Power point
4.	Ms. Geeta Kumari	Whiteboard, group discussions, ITC, problem solving, audio visual aids, etc.

5.	Mr.Jitendra Rishideo	Interactive lecture, lecture by power point, open discussion
6.	Ms. Madhuri Meena	Through College Online Portal, Emailing Readings, Informally through whatsapp
7.	Mr. Akhilesh Mishra	Interactive lecture, lecture by power point, open discussion
8.	Ms. Shalini Shikha	Through College Online Portal, Emailing Readings, Informally through whatsapp.
9.	Mr. Abhijit mahala	Interactive teaching process with the help of ICT

<b>9. HINDI DEPARTMENT</b>		
<b>S. No.</b>	<b>Name of the Faculty</b>	<b>Method of teaching</b>
1	Dr. Manju Sharma	Blackboard, Group discussions, Problem solving, Seminars & ICT, Google Meet.
2	Dr. Arti Singh	
3	Dr. Mohini Srivastva	
4	Ms. Rekha Meena	
5	Dr. Vibha Thakur	
6	Ms. Baljit Kaur	
7	Dr. Lavkush Kumar	
8	Dr. Raksha Geeta	
9	Dr. Ritu	
10	Dr. Brahma Nand	
11	Dr. Hemant Raman Ravi	
12	Dr. Sanjay Kumar Singh	
13	Dr. Mamta Chaurasia	
14	Dr.Suresh Chand Meena	
<b>10. HISTORY DEPARTMENT</b>		
<b>S. No.</b>	<b>Name of the Faculty</b>	<b>Method of teaching</b>
1	Dr. Rini Pundir	Blackboard, Group discussions, Problem solving, Seminars & ICT, Google Meet.
2	Dr. Garima Prakash	
3	Dr. Krishna Kumari	
4	Ms. Adity Chowdhary	
5	Dr. Om Prakash	
6	Dr. Tsering Phunchok	

7	Dr. Nutan Pandey	
8	Mr. Amrit Anurag	
9	Dr. Ram Sarik Gupta	

### 11. JOURNALISM DEPARTMENT

S. No.	Name of the Faculty	Method of teaching
1.	Dr. Ritika Pant	Power Point Presentations, photography workshops using latest DSLR cameras, group discussions, audio-visual productions, editing workshops.
2.	Ms. Mamta	Use of PPT, film screenings and video lectures related to the syllabus, presentations, Google classroom, email and whatsapp to support classroom teaching.
3.	Dr. Ezra John	Course related Film Screenings, A/V tutorial screenings, Audio files playing, Projecting Newspaper, Broadcast News clippings.
4.	Mr. Gaurav kumar	Course related Documentary Film Screenings, Video Camera Handling and working. Using Google Classroom app and Zoom for online classes and Material.
5.	Dr. Manisha	Power Point Presentations and discussion with students. Film screening.
6.	Ms. Bharti	Power Point Presentation, Script Writing for Documentary Production, Video Production for Social Media under Advanced New Media Program

### 12. MATHEMATICS DEPARTMENT

S. No.	Name of the Faculty	Method of teaching
1	Ms. Anshu Chotani	
2	Ms. Neelam Bareja	
3	Ms. Charu Khanna	
4	Ms. Anju Rattan	
5	Dr. Anju Gupta	
6	Dr. Prempal Singh	

7	Dr. Abhishek Kumar Singh	Blackboard, Group discussions, Problem solving, Seminars, ICT, Online Classes through various verified apps viz. Google Meet, Zoom, Microsoft Teams etc.
8	Mr. Sanjay Kumar	
9	Dr. Indarpal Singh	
10	Dr. Mohd. Nadeem	
11	Mr. Avneesh Kumar	
12	Ms. Garima Gaur	
13	Dr. Tajender Kumar	
14	Dr. Durgesh Kushwaha	
15	Mr. Hari Krishan Bhardwaj	

### 13. MUSIC DEPARTMENT

S. No.	Name of the Faculty	Method of teaching
1	Renu Gupta	White-Board, individual & group discussions, E-resource, practice, Online classes on E-Platform, Practice Sessions
2	Anuradha Kotiyal	

### 14. PHYSICAL EDUCATION DEPARTMENT

S. No.	Name of the Faculty	Method of teaching
1	Dr. Sunita Sharma	Blackboard, Group discussions, Problem solving, Seminars & ICT, Google Meet.
2	Ms. Sudha Pandey	

### 15. PHYSICS DEPARTMENT

S. No.	Name of the Faculty	Method of teaching
1	Dr Rachana Kumar	<ul style="list-style-type: none"> <li>➤ Online classes through different platforms like Zoom App, You Tube, OBS, and Google meet.</li> <li>➤ Use of Google Classroom for sharing E-content, assignments etc.</li> <li>➤ Bended learning by using Virtual laboratories to conduct practicals</li> <li>➤ Group discussions</li> <li>➤ Problem solving and Lectures through Power point presentation</li> <li>➤ Video lectures in classroom</li> <li>➤ Self-evaluation multiple choice question test using apps like Quiziz.</li> <li>➤ Teaching through demonstrating Experiments i.e. hands on experiments, Teaching by giving daily life applications,</li> <li>➤ Use of Smartboard, Digital Writing tablets etc.</li> </ul>
2	Dr Pushpa Bindal	
3	Dr Sudha Gulati	
4	Dr Seema Gupta	
5	Dr Monika Bassi	
6	Dr Punita Verma	
7	Dr Aravind Kumar	
8	Dr Rashmi Menon	
9	Dr Majhar Ali	
10	Dr Triranjita Srivastava	
11	Mr. Ankur Anand	
12	Dr. Savita Sharma	
13	Ms. Varsha	

<b>16. POLITICAL SCIENCE DEPARTMENT</b>		
<b>S. No.</b>	<b>Name of the Faculty</b>	<b>Method of teaching</b>
1.	Dr. Ruchi Tyagi	<p>Showing of Movies, Clips of T.V. Documentary, PPT, Study material on e-mails, Research through search engines, PPT presentation, Use of e-books, etc.</p> <p>Due to Covid-19, all the academic activities are conducted through Google meet class, Google classroom, Microsoft team.</p>
2	Dr. Sunita Mangla	
3	Dr. Sangita Dhal	
4	Dr. Anita Tagore	
5	Dr. Meena Charanda	
6	Dr. Nitin Malhotra	
7	Dr. Rakhi Chauhan	
8	Dr. Manila Narzary	
9	Ms. Vandana Rani	
10	Dr. Anjani Kumar	
11	Dr. Nisha Bakshi	
12	Dr. Nivedita Giri	
13	Dr. Utpal Kumar	
14	Dr. Deepak Yadav	
15	Dr. Vinita Meena	
16	Dr. Priyabala Singh	
17	Dr. Ritu Sharma	
18	Dr. Sandeep Kumar	
19	Dr. Seema Mathur	
20	Dr. Sunita Meena	
21	Ms. Monika Verma	

<b>17. SANSKRIT DEPARTMENT</b>		
<b>S. No.</b>	<b>Name of the Faculty</b>	<b>Method of teaching</b>
2.	Dr. Harvinder Kaur	<p>Group discussion Problem solving, Online Classroom Teaching via Google meet and WhatsApp Group, Google Classroom.</p>
3.	Dr Nisha Goyal	
4.	Dr. Manju Lata	
5.	Dr. Desh raj	

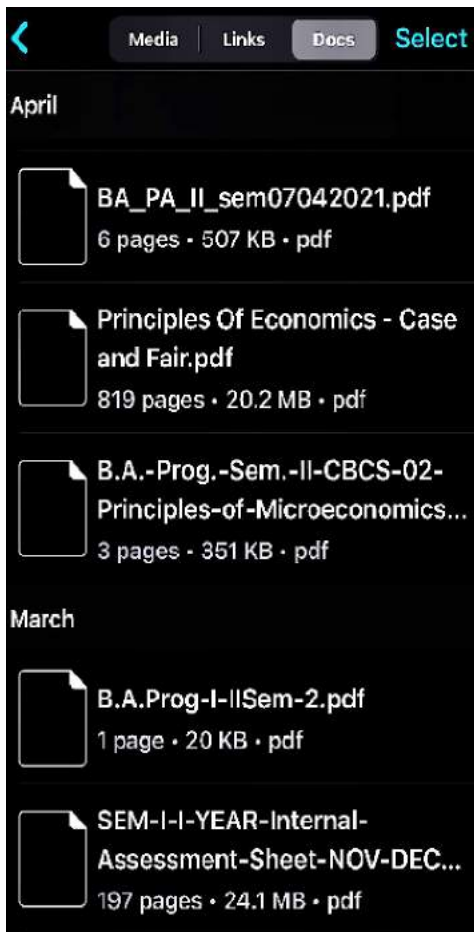
6.	Dr. Rinku Kaushik	
7.	Dr. Shashi Bala	
9.	Dr. Divya Mishra	
10.	Dr. Richa	
11.	Dr. Shiv Kumar	
13.	Dr. Deep Mishra (Guest in Buddhist Department)	

**18. ZOOLOGY DEPARTMENT**

<b>S. No.</b>	<b>Name of the Faculty</b>	<b>Method of teaching</b>
	All the faculty	All the faculty members use various methods like e-lecture, video lecture, simulation programme, models, real time exercise, ppt, online portals etc.

## ICT PROOFS – 2020-21

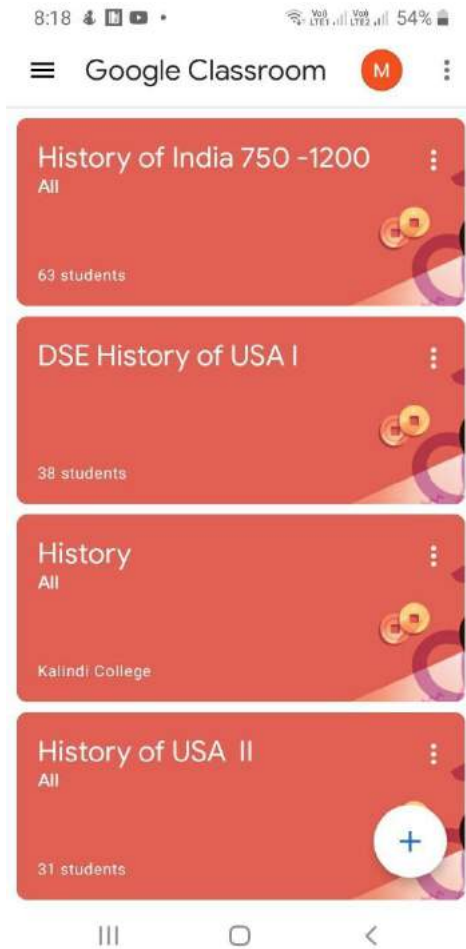
1. **Dr. Indu Choudhary – Department of Economics**  
ICT Used -- Google Meet, Google Classroom, Microsoft Teams, Email, Whatsapp, Powerpoint Presentation



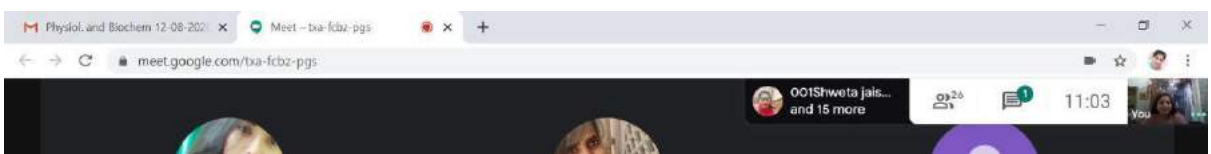
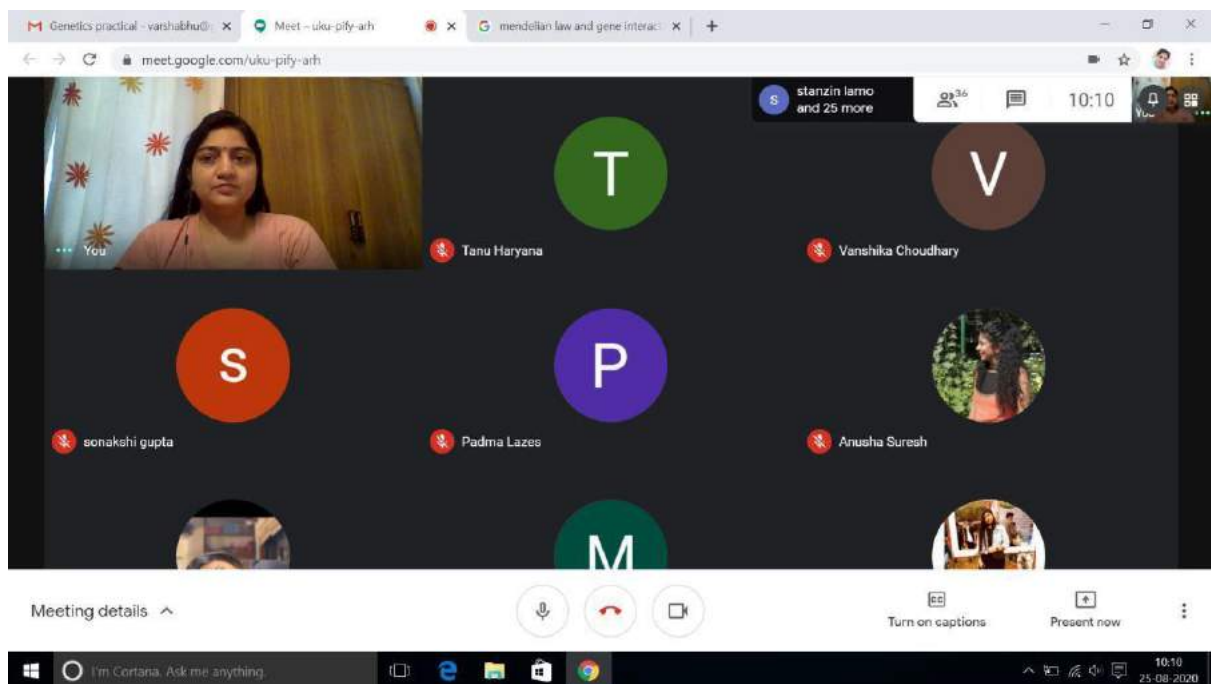
Scanned with CamScanner

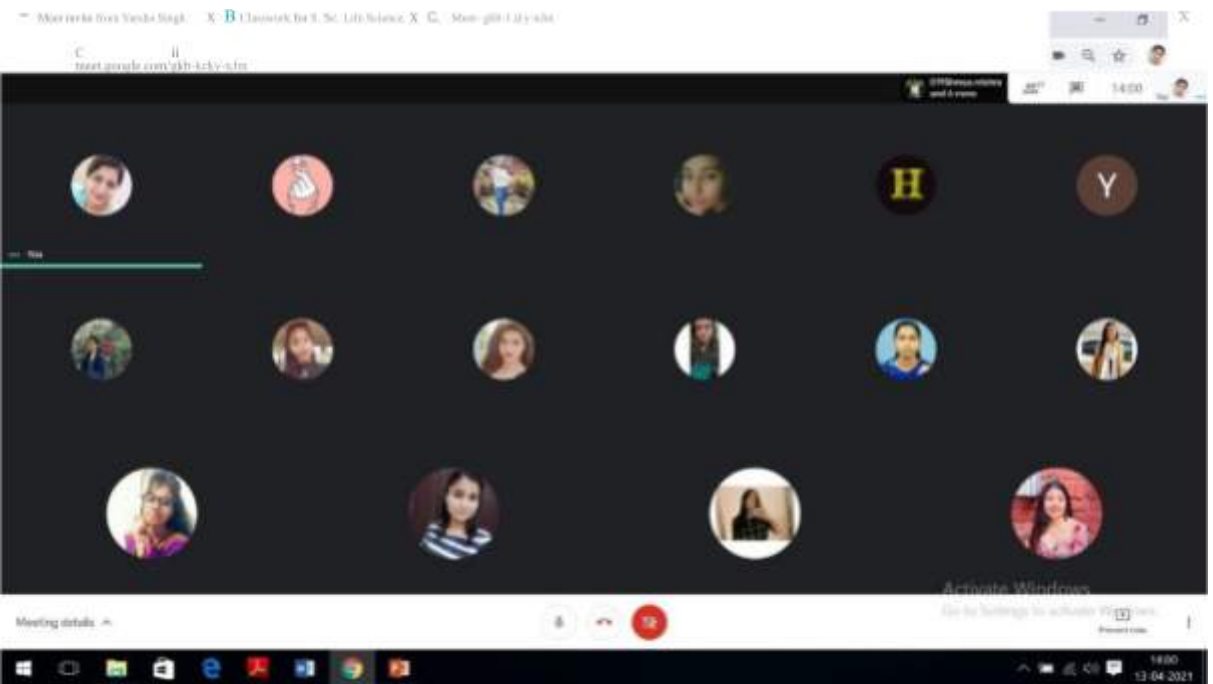
2. **Ms. Krishna Kumari – Department of History**  
ICT used – Google Meet, Google Classroom, Email, YouTube, Whatsapp, Powerpoint Presentation, Video Lectures, Audio Lectures





**3. Ms. Varsha Singh – Department of Zoology  
ICT Used -- Google Meet, Google Classroom**





#### 4. Dr. Richa Gupta --- Department of Economics ICT Used – Youtube, Projector

##### Documentary and Case studies shown to Students

- 25 Years of Economic reforms      <https://youtu.be/WYalXWd9a2U>
- How the rich get richer – money in the world economy \_ DW Documentary  
<https://youtu.be/t6m49vNjEGs>

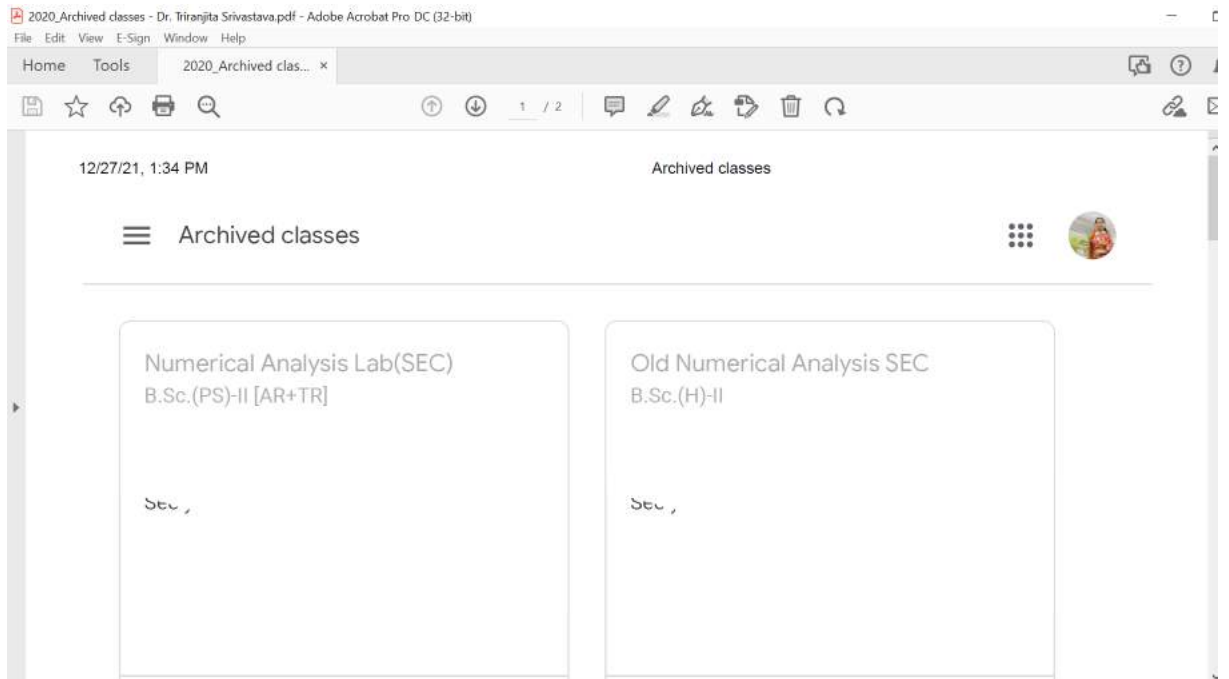
- India The next global economic powerhouse - Counting the Cost <https://youtu.be/4PUnDsgketc>
- Inside Indian Economy <https://youtu.be/GoUO8tzeArw>

## 5. Ms. Mamta – Department of Journalism ICT Used – Google Meet, Google Classroom

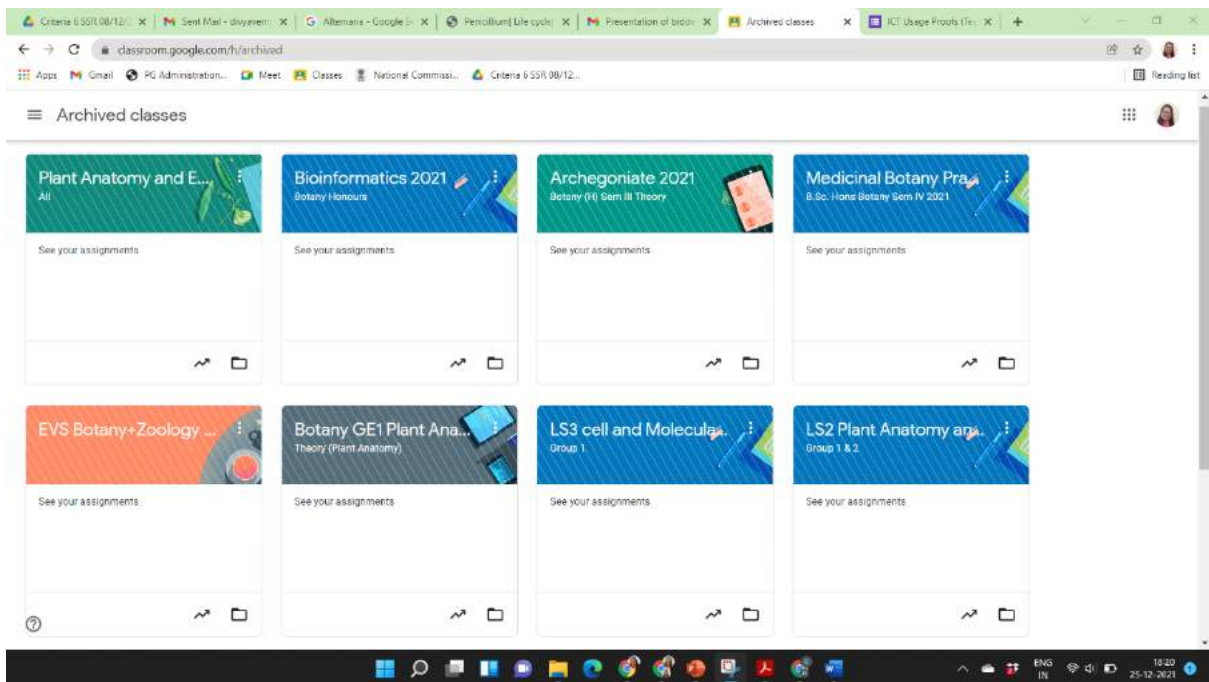
The screenshot shows a Google Classroom interface for a course titled "Photography 2020". The page includes a header with navigation options: Stream, Classwork, People, and Grades. A prominent green banner displays the course name. Below this, a notification states: "Ms. Mamta posted a new assignment: Photo Presentation 1" dated "Thu 27-Nov-2020". The assignment details show it was posted on "Fri Oct 21, 2020" and is due on "Wed Nov 18, 2020". Statistics for the assignment are: 9 turned in, 19 assigned, and 22 graded. A second notification from Ms. Mamta, dated "14 Sept-2020", provides a "Meet link for class" with a "Class video meeting" link to a Google Meet session. A third notification, dated "05-Oct-2020", lists "File formats" and includes a "File Formats & storage.pdf" document. A system message at the bottom of the notification area reads: "Class is archived. Restore it to add or edit anything." The browser's address bar shows the URL "classroom.google.com/GMToMDArMhA/nzcr".

The screenshot displays a Google Meet session in progress. The main window shows a presentation slide titled "From culture to hegemony" with the sub-heading "Culture". The slide content defines culture as: "Culture: cultivation, tending, in Christian authors, worship; the action or practice of cultivating the soil; tillage, husbandry; the cultivation or rearing of certain animals (e.g. fish); the artificial development of microscopic organisms, organisms so produced; the cultivating or development (of the mind, fact category, whether it is a linguistic category, by education or in any categories. The hegemony is a very...". A small video inset of a man in a purple shirt is visible in the bottom right corner of the slide. The right side of the screen features a grid of participant avatars, including Vishakha Sharma, ritika gupta, Bhawna Meghwal, Somi, Nidhi Mathur, Shweta Milan, Anshul Rani, and a group of 9 others. The top of the Meet interface shows "You're presenting to everyone" and "Presentation audio" is turned on. The bottom status bar indicates the time is 14:01 and the meeting name is "MCS Classes".

**6. Dr. Triranjita Srivastava – Department of Physics**  
**ICT Used – EMAIL, Google Classroom**



**7. Dr Divya Verma -- Department of Botany**  
**ICT Used: Powerpoint Presentation, Google Classroom, EMAIL.**






Criteria 6 SSR/09/12... | Sent Mail - divyaven... | Alternans - Google... | Penicillium Life cycle | Presentation of biop... | Plant Anatomy and E... | ICT Usage Froods (Te... | +

classroom.google.com/c/M1zMeAzMDgUNjD

Apps | Gmail | PG Administration... | Meet | Classes | National Commas... | Criteria 6 SSR/09/12... | Reading list

Plant Anatomy and Embryology 2020  
All

Stream | Classwork | People | Grades



Plant Anatomy and Embryology 2020  
All

- Divya Verma posted a new material: Attendance  
Jul 24
- Divya Verma posted a new material: Plant Anatomy- An Applied Approach by Cutler  
Nov 17, 2020
- Divya Verma posted a new material: A Concept Based Approach to the Structure of Seed ...  
Nov 17, 2020
- Class is archived. Restore it to add or edit anything. Restore  
Verma posted a new material: Integrative Plant Anatomy by Dickison  
Nov 17, 2020

Windows taskbar: 18:20 25-12-2021


Criteria 6 SSR/09/12... | Sent Mail - divyaven... | Alternans - Google... | Penicillium Life cycle | Presentation of biop... | Bioinformatics 2021 | ICT Usage Froods (Te... | +

classroom.google.com/c/MjQ5NzEzYmZlMzZlZlU1

Apps | Gmail | PG Administration... | Meet | Classes | National Commas... | Criteria 6 SSR/09/12... | Reading list

Bioinformatics 2021  
Botany Honours

Stream | Classwork | People | Grades



Bioinformatics 2021  
Botany Honours

- Divya Verma posted a new material: Attendance  
Jul 24
- Pratibha Thakur posted a new assignment: Final Practical Exam\_Bioinformatics\_3.05.2021 ...  
May 3
- Pratibha Thakur posted a new assignment: Class assignment\_16.04.21  
Apr 16
- Class is archived. Restore it to add or edit anything. Restore  
Pratibha Thakur posted a new assignment: Practical file submission\_Bioinformatics\_2021  
May 19

Windows taskbar: 18:21 25-12-2021

Criteria 6 SSR 08/12... | Sent Mail - divyev... | Alternans - Google... | Penicillium Life cycle | Presentation of b... | Archegoniata 2021 | ICT Usage Fro... | +

classroom.google.com/g/MzYwOTM4ODDA1NjY1

Apps | Gmail | PG Administration... | Meet | Classes | National Commas... | Criteria 6 SSR 08/12... | Reading list

Archegoniata 2021  
Botany (H) Sem III Theory

Stream | Classwork | People | Grades

Archegoniata 2021  
Botany (H) Sem III Theory

- Divya Verma posted a new assignment: Test 2  
Aug 4 (Edited Aug 4)
- Divya Verma posted a new material: APG  
Jul 29
- Divya Verma posted a new assignment: Cycas Test  
Jul 27
- Verma posted a new material: Book  
Jul 25

Class is archived. Restore it to add or edit anything. Restore

16:22  
25-12-2021

ict - Word | Divya Verma

File | Home | Insert | Draw | Design | Layout | References | Mailings | Review | View | Help | Tell me what you want to do | Share

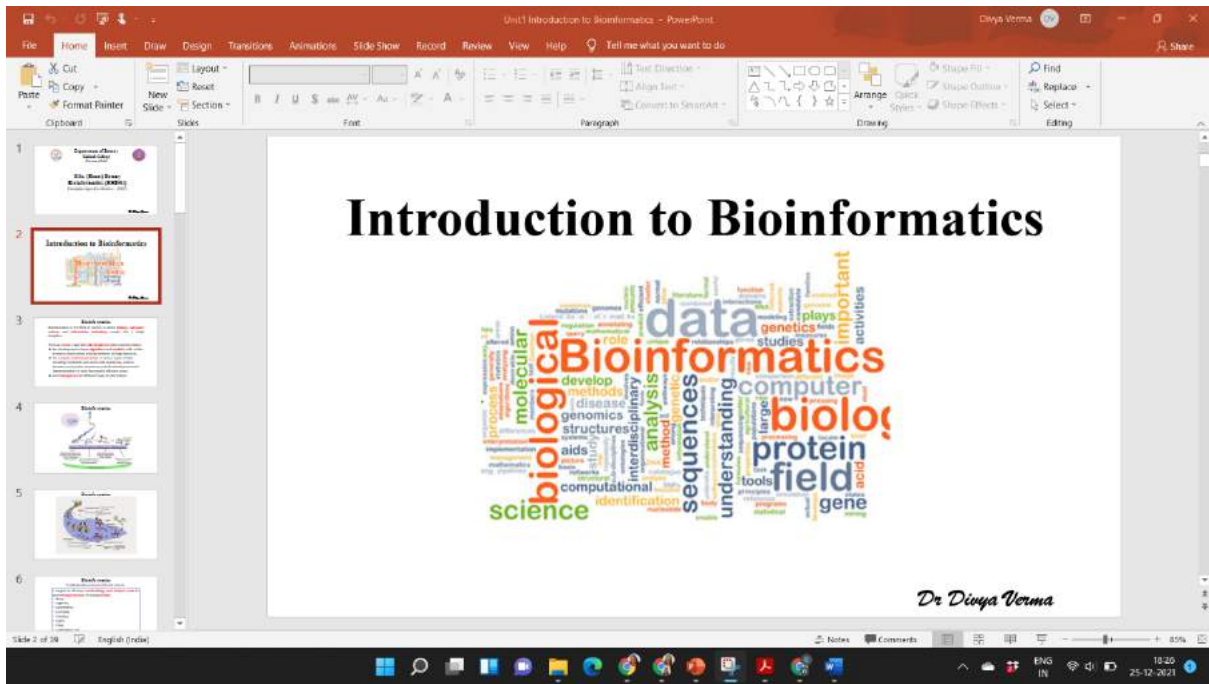
Margins Orientation | Size | Columns | Line Numbers | Hyphenation | Indent | Spacing | Paragraph | Position | Wrap | Break | Send | Selection | Align |

Medicinal Botany Practicals  
B.Sc. Hons Botany Sem IV 2021

- Divya Verma posted a new assignment: Practical 4: Polyherbal Formulations  
Nov 17 (Edited Nov 17)
- Divya Verma posted a new assignment: Practical 3: Extract the active compounds from PL  
Nov 14 (Edited Nov 14)
- Divya Verma posted a new assignment: Practical 2: Isolation of bioactive compounds  
Nov 11 (Edited Nov 11)
- Verma posted a new assignment: Practical 1: Study of Medicinal Plants  
Nov 10 (Edited Nov 10)

Class is archived. Restore it to add or edit anything. Restore

Page 1 of 1 | 6 words | English (India) | 16:22 | 25-12-2021



**8. Dr. Om Prakash – Department of History  
ICT Used – WHATSAPP, GOOGLE MEET**





## 9. Prof. Rachana Kumar – Department of Physics ICT Used – Powerpoint Presentation, EMAIL

IIH thermal lab 2021-22  
II H sem III

Stream **Classwork** People Marks

[+ Create](#) [Google Calendar](#) [Class Drive folder](#)

- Test submission Due 10 Dec 2021, 14:00
- Assignment for IA Posted 5 Dec 2021
- File for op-emp Posted 29 Nov 2021
- file for calibration of thermocouple Posted 15 Nov 2021
- File for PRT experiment Posted 1 Nov 2021
- Auxil for PRT Experiment Posted 1 Nov 2021

[ps://classroom.google.com/u/0/w/Mzc5NzI1NDgxMjkz/t/all](https://classroom.google.com/u/0/w/Mzc5NzI1NDgxMjkz/t/all)

IIH thermal lab 2021-22  
II H sem III

Instructions **Student work**

Return 100 points

All students  
Sort by status

Handed in

<input type="checkbox"/>	01_Kanika Mehra "Correct diagram. File checked"	___/100
<input type="checkbox"/>	02_Shiveta Tiwari "File checked for Shiveta"	___/100
<input type="checkbox"/>	03_Ashu Yadav "File checked for Puja"	___/100

Handed in

01_Kanika Mehra Kanika Thermal expt-6... Handed in	02_Shiveta Tiwari 2 attachments Handed in	03_Ashu Yadav 3 attachments Handed in	05_Bhawna 05_Bhawna ( Experim... Handed in
07_LCPL Anjali Tanwar	08_Yati Gupta 2 attachments	09-Ruchi Yadav Ruchi Yadav, Exp -6.pdf	10_Payal Beniwal Payal.pdf

e-Certificate and Thanks Letter for Invited talk(s) Inbox x



**NASI Learning Physics** <nasilearningphysics20@gmail.com>

Sat, 21 Nov 2020, 17:47

to me

Respected Sir/Madam,

Greetings from NASI !

We express our heartfelt gratitude to you for delivering invited talk(s) at an 11-week Course-"Learning Physics with Conceptual and Problem based Approach" organized by National Academy of Sciences India, Delhi Chapter, and inspiring a multitude of educators with your unmatched passion for igniting the love for science in students.

Your certificate for the same is attached with the mail.

Yours Sincerely

Organizing Team

An 11-week Course-"Learning Physics with Conceptual and Problem based Approach"



**Rachana Kumar** <rachanabkumar@gmail.com>

Fri, 9 Oct 2020, 19:58

to MSCFP, bcc: me

Dear Sir

Please find attached the recommendation letter for Ms Shiwangi Puri from India for Marie Sklodowska Curie Fellowship Programme (MSCFP).

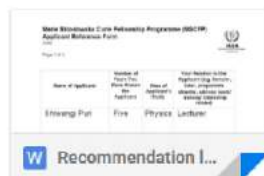
Regards

Dr Rachana Kumar

Associate Professor,

Department of Physics, Kalindi College

(University of Delhi), India



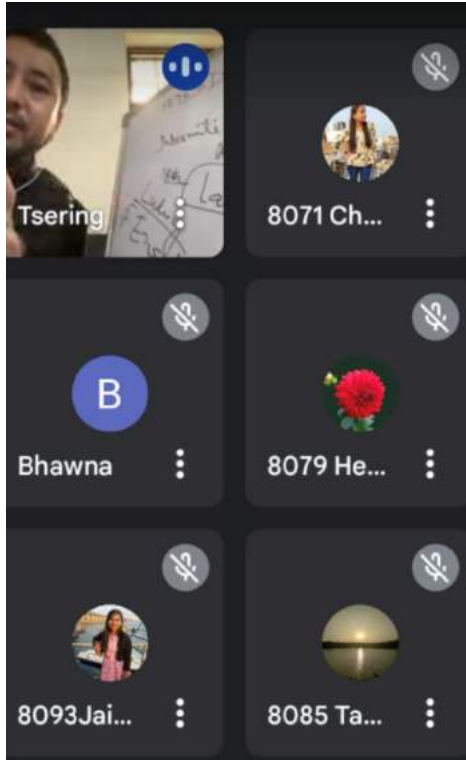
## 10. Prof. Pushpa Bindal – Physics Department

ICT used -- Google Meet, Google Classroom, Email, YouTube, Whatsapp, Powerpoint Presentation, Video Lectures



**11. Tsering Punchok – Department of History**

**ICT Used -- Google Meet, Google Classroom, Microsoft Teams, Email, Whatsapp, Projector, Powerpoint Presentation, Video Lectures, Audio Lectures**



**12. Dr. Rashmi Choudhary – Department of Economics**

**ICT Used -- Video Lectures**

Links shared of Development Economics I (B.A (H) Vth Sem :

- 1) <http://www.hdr.undp.org/en/2020-report>
- 2) <https://www.undp.org/publications/human-development-report-2016#:~:text=The%20report%20finds%20that%20although,by%20the%20Human%20Development%20Index.>
- 3) <https://statisticstimes.com/economy/china-vs-india-economy.php>

Links shared of Development Economics II (B.A (H) VIth Sem :

- 1) <https://www.wto.org/>
- 2) [https://en.wikipedia.org/wiki/Fault\\_Lines:\\_How\\_Hidden\\_Fractures\\_Still\\_Threaten\\_the\\_World\\_Economy](https://en.wikipedia.org/wiki/Fault_Lines:_How_Hidden_Fractures_Still_Threaten_the_World_Economy)
- 3) <https://www.nber.org/papers/w29191>

Links shared of Money & Banking:

- 1) <https://www.investopedia.com/terms/b/basell-iii.asp>

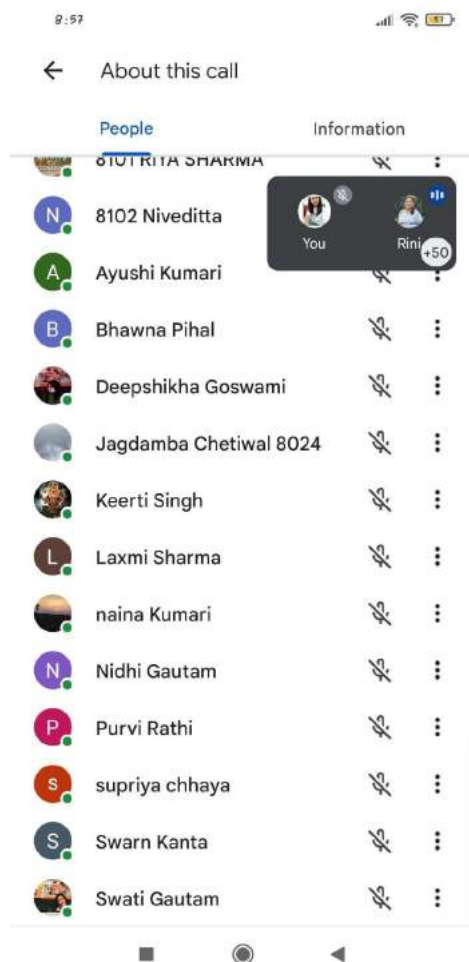
- 2) <https://corporatefinanceinstitute.com/resources/knowledge/trading-investing/options-calls-and-puts/>
- 3) <https://www.investopedia.com/ask/answers/07/securitization.asp>
- 4) <https://www.angelbroking.com/knowledge-center/derivatives/what-is-a-derivative>
- 5) <https://rmoneyindia.com/research-blog-traders/indian-derivatives-market-investing/>

Link for Quiz:

<https://quizizz.com/join>

### 13. Dr. Rini Pundir – Department of History

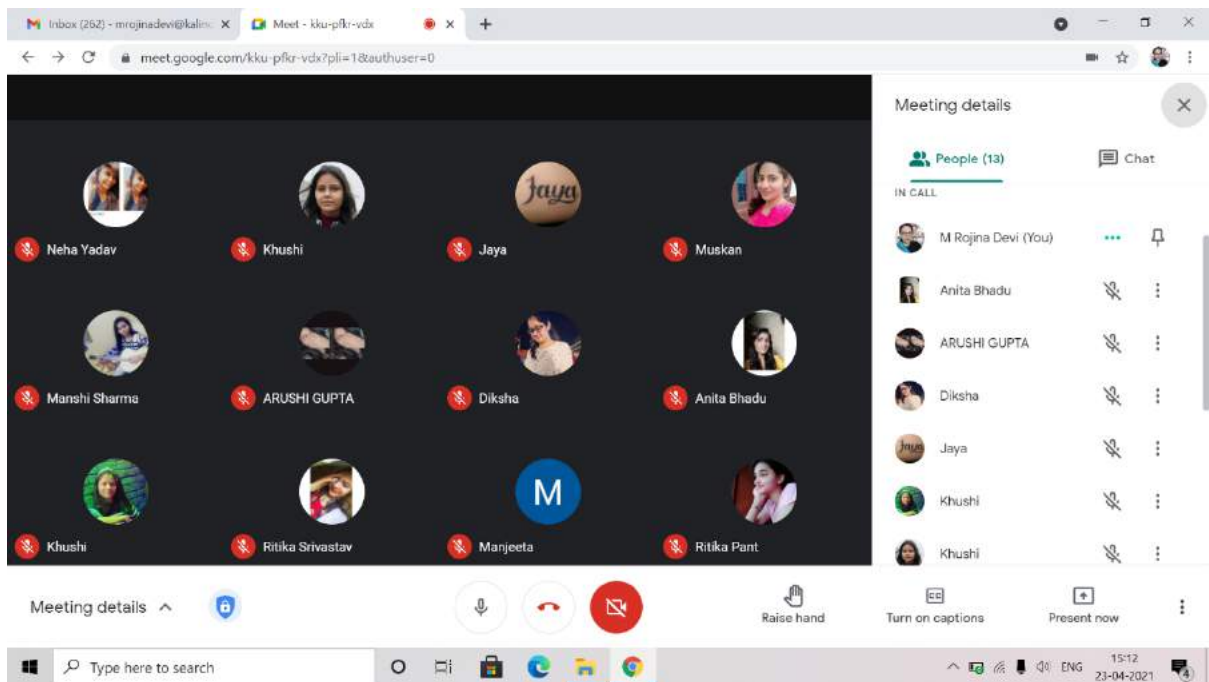
ICT Used -- Google Meet, Google Classroom, Powerpoint Presentation



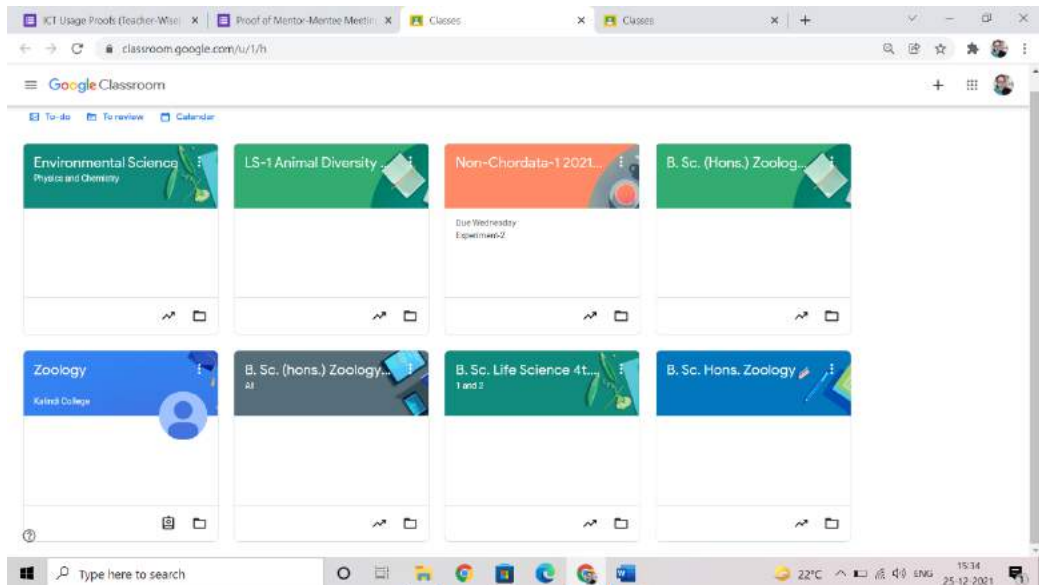
### 14. Dr. M. Rojina Devi, Zoology Department

ICT Used:

## 1. Proofs for used of Google Meet in taking classes



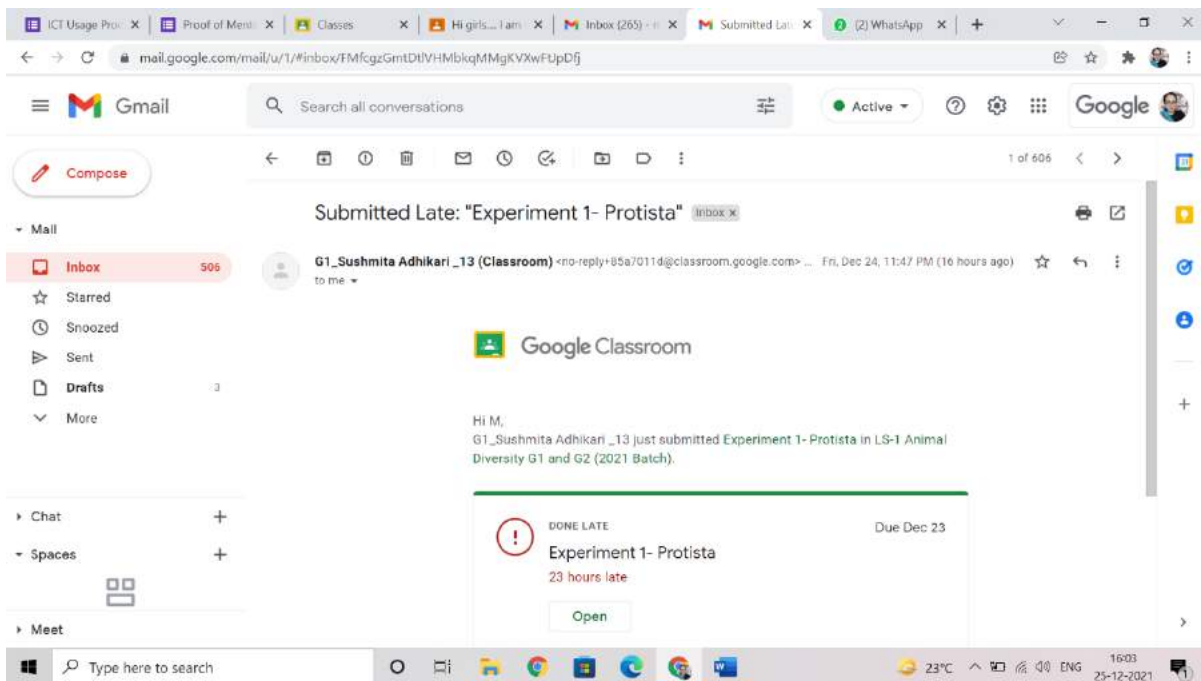
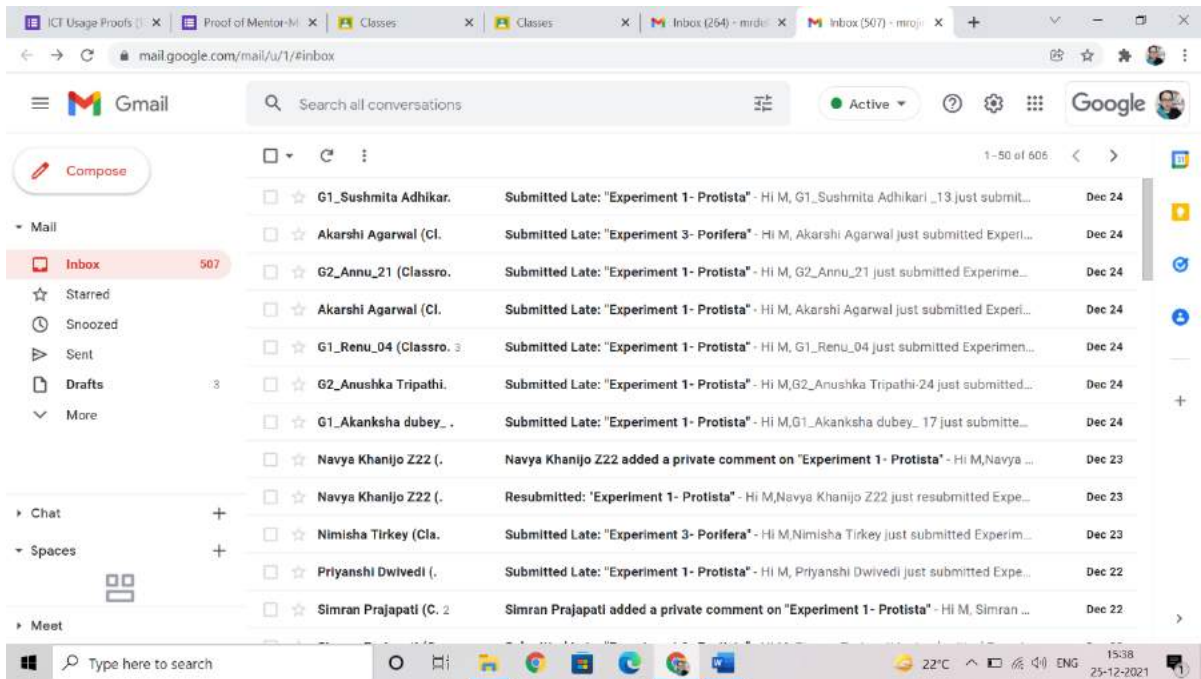
## 2. Google Classrooms



The top screenshot displays the Google Classroom interface for the class 'Non-Chordata-1 2021- Zoology'. The page features a header with the class name and navigation tabs for 'Stream', 'Classwork', 'People', and 'Grades'. A large orange banner at the top reads 'Non-Chordata-1 2021- Zoology'. Below the banner, there are several announcement cards. On the left, there is a 'Meet' section with a 'Generate link' button, a 'Class code' section with the code '6aenz3s', and an 'Upcoming' section listing 'Due Wednesday Experiment-2'. The main stream area contains several announcement cards from 'M. Rajina Devi', including 'Experiment-2', 'Experiment 3- Porifera', 'Experiment 1- Protista', and 'Presentation of Unit 1'. The bottom screenshot shows the 'Experiment 1- Protista' assignment page. It includes a 'Status' section with '12 Turned in', '6 Awaiting', and '19 Graded'. A grid of student submissions is displayed, each with a thumbnail and the student's name. The bottom of the page shows a search bar and a list of students with their submission status.

### **3. Emails to students and other faculty members for Academic Purpose**






**4. Sharing relevant Videos, PowerPoint presentations and ebooks in Google classroom**

### Hi girls.... I am sharing a link of video showing the setting up of new artificial hive

Rojina Devi • Sep 9, 2020

Please have a look of this

 **Beekeeping for Beginners** --...  
YouTube video 5 minutes

Class comments

 Add class comment...

### Hi Girls....I am posting the PPTs of my portions....Please study well...if any of you have any doubt you can ask me any time


Rojina Devi • Nov 30, 2020

 **Protochordates.pptx**  
PowerPoint

 **Unit- 3.pptx**  
PowerPoint

 **Unit 4- Agnatha.pptx**  
PowerPoint

Class comments

 Add class comment...

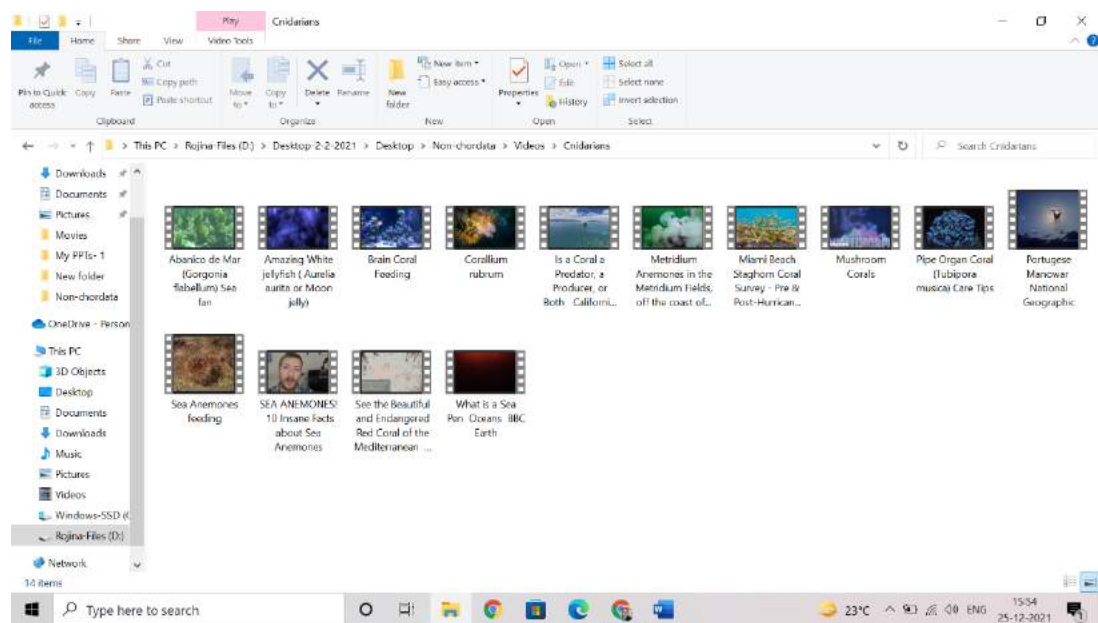
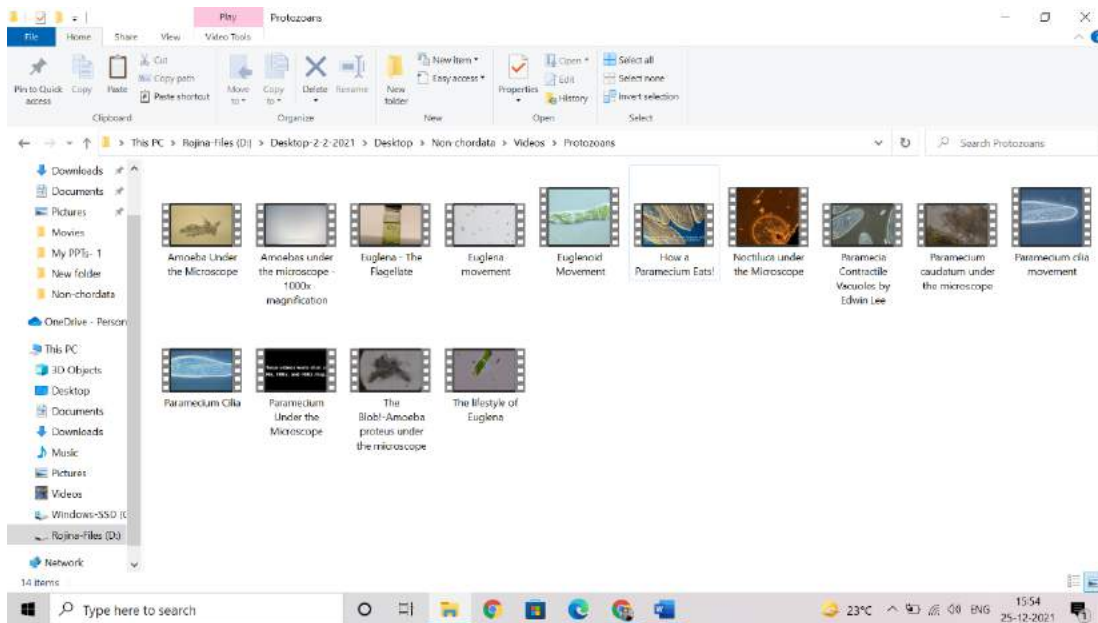


## 5. WhatsApp Groups for different classes

The screenshot shows a WhatsApp group chat interface for a group named "Apiculture". The group has 21 participants. The chat history shows a message from "Jaya New" stating "Jaya submitted" at 1:30 pm, followed by an attachment of a document. A response from "Ok" with three thumbs up is visible at 3:20 pm. The group info panel on the right displays the group name "Apiculture", a group photo featuring a yellow background with illustrations of bees and honey, and a Google Meet link: <https://meet.google.com/vjn-vmst-gjy>. The group was created on 18/11/2020 at 10:43 pm. The bottom of the screen shows a taskbar with various application icons and system tray information including 23°C, ENG, and the date 25-12-2021.

The screenshot shows a WhatsApp group chat interface for a group named "Chordates". The group has 25 participants. The chat history features a long text message from "Ms. Vandana Rani" dated 8:34 pm, which contains information about an assembly for second-year students on 4th July 2021. The message includes a Google Meet link: <http://meet.google.com/yae-empt-dnc> and a registration form link: <https://forms.gle/Agdid7WY1ysbHEEz7>. It also provides contact information for the general assembly at [generalassembly@kalindi.du.ac.in](mailto:generalassembly@kalindi.du.ac.in). A follow-up message at 8:39 pm states that students who have given their names must register themselves by 4/07/2021. The group info panel on the right shows the group name "Chordates", a group photo of a monarch butterfly, and a Google Meet link: <https://meet.google.com/sbw-nkzf-wtn>. The group was created on 10/08/2020 at 7:38 pm. The bottom of the screen shows a taskbar with various application icons and system tray information including 23°C, ENG, and the date 25-12-2021.

## 6. Relevant videos downloaded from YouTube which have shown and shared with students:



## 7. PowerPoint Presentations

Introduction to animal diversity - PowerPoint

File Home Insert Draw Design Transitions Animations Slide Show Record Review View Help Tell me what you want to do

Clipboard Paste New Slide Layout - Reset Section - Slides

Font Paragraph Drawing

Shape Fill - Shape Outline - Shape Effects - Arrange Quick Styles - Find Replace - Select -

Slide 1 of 6 English (India) Accessibility: Investigate

Type here to search

Introduction to Animal Diversity

Experiment 2 - PowerPoint

File Home Insert Draw Design Transitions Animations Slide Show Record Review View Help Tell me what you want to do

Clipboard Paste New Slide Layout - Reset Section - Slides

Font Paragraph Drawing

Shape Fill - Shape Outline - Shape Effects - Arrange Quick Styles - Find Replace - Select -

Slide 1 of 5 English (India) Accessibility: Investigate

Type here to search

Experiment 2

Aim: To study the Binary fission and Conjugation in *Paramecium*

Porifera - PowerPoint

File Home Insert Draw Design Transitions Animations Slide Show Record Review View Help Tell me what you want to do

Clipboard Paste New Slide Layout - Reset Section - Slides

Font Paragraph Drawing

Shape Fill - Shape Outline - Shape Effects - Arrange Quick Styles - Find Replace - Select -

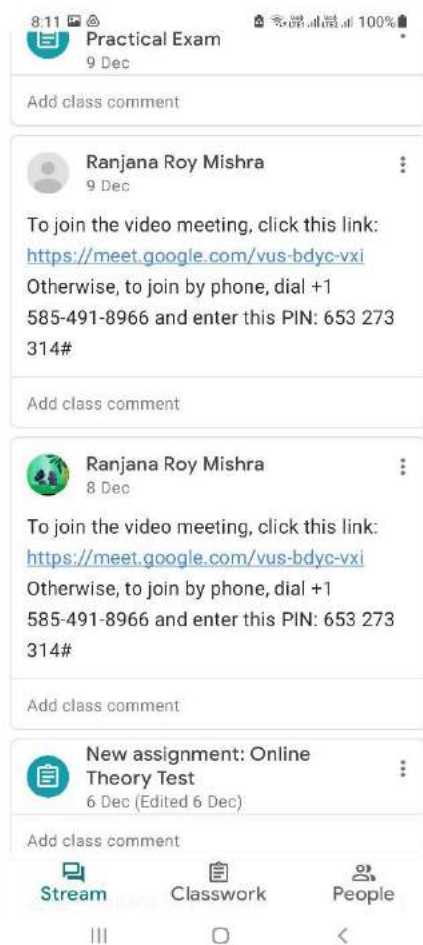
Slide 1 of 50 English (India) Accessibility: Investigate

Type here to search

PHYLUM PORIFERA  
SPONGES

## 15. Dr. Ranjana Roy Mishra – Botany Department

### ICT Used: Google Classroom, Google Meet



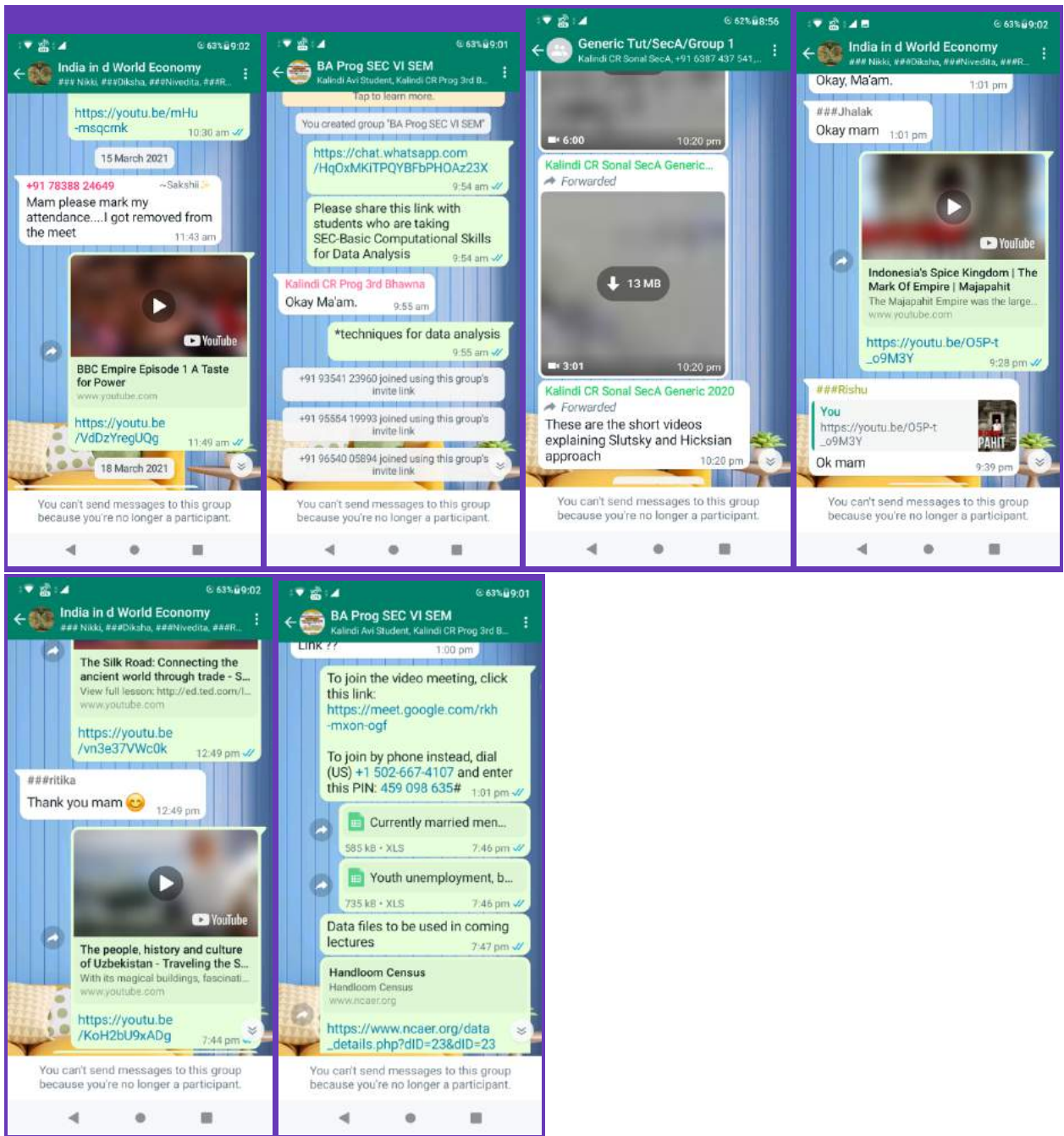
## 17. Madhuri Singh – Economics Department

### ICT used along with proofs:

1. Whatsapp (few screenshots of Whatsapp class group conversations attached as proofs)
2. Google Classroom (classroom were archived; sharing screenshots of archived classrooms as proof)
3. Google Meet
4. You Tube (links for videos used during lectures can be seen in screenshots of Whatsapp Class Group chat)
5. Gmail
6. Presentation

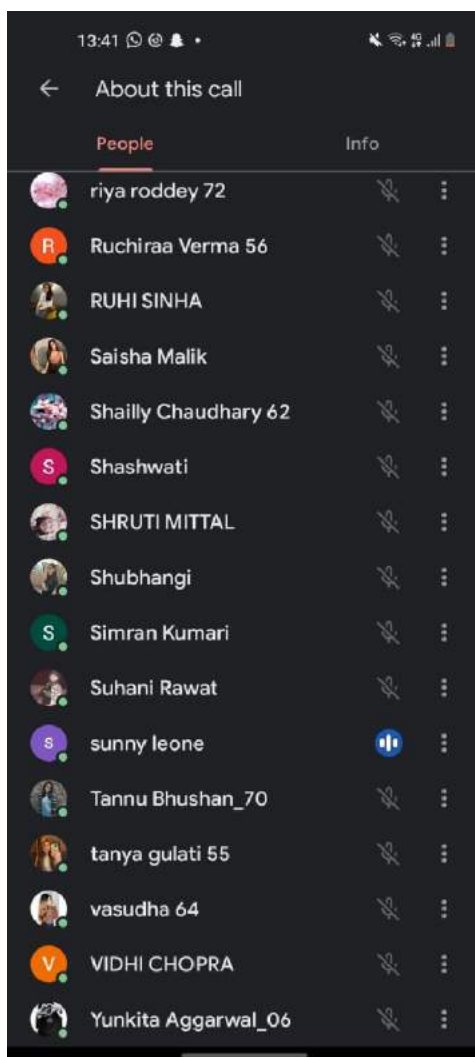
<https://drive.google.com/file/d/1pnKv64URkLX51cf7XyrwVt5RV3ca6JRT/view?usp=sharing>



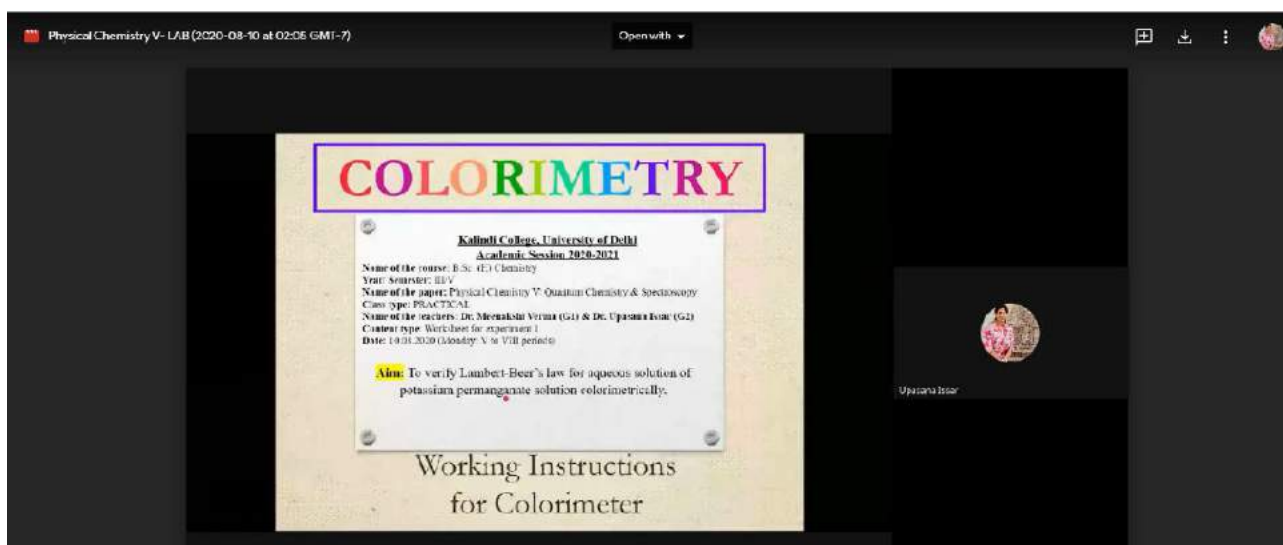


**18. Dr. Punam Tyagi – Economics Department**

**ICT Used: Google Meet, Email, Whatsapp, Powerpoint Presentation, Audio Lectures**



**19. Dr. UPASANA ISSAR– Chemistry Department**  
**ICT Used: Google Meet, Google Classroom, Email, Whatsapp, Moodle/Canvas/Online Platform**



mentimeter.com/app

**Mentimeter** Upgrade

My presentations

Inspiration

Branding & Colors

[+ New presentation](#) [+ New folder](#)

Search: Type to search

<input type="checkbox"/>	Name	Owner	Modified	Created	
<input type="checkbox"/>	Heating effect on sugar solution 25 SLIDES 31 VOICES	me	Oct 3, 2021	Oct 3, 2021	
<input type="checkbox"/>	Class on 20-07-2021 6 SLIDES 23 VOICES	me	Jul 20, 2021	Aug 11, 2020	
<input type="checkbox"/>	Conductometric Titration (26-09-2020) 7 SLIDES 18 VOICES	me	Sep 26, 2020	Sep 26, 2020	...
<input type="checkbox"/>	Marketing lecture <b>EXAMPLE</b> 5 SLIDES	me	Aug 11, 2020	Aug 11, 2020	...

upasana@fclindia.co.in

- Settings
- Billing
- Find my team
- Team settings
- Team members
- Logout

18-08-2020-LECTURE - PowerPoint

Home Insert Draw Design Transitions Animations Slide Show Review View Recording Help

File Home Insert Draw Design Transitions Animations Slide Show Review View Recording Help

1. Use In Applications of Computers in Chemistry

2. Topics to be covered

3. QUESTION ON PRINT STATEMENT

```

100 LET X = 7
110 PRINT XX: X
120 PRINT *SEVEN*
130 END

```

4. QUESTION ON PRINT STATEMENT

```

100 LET A = 5.3
110 LET B = 6.1
120 PRINT A
130 LET A = B
140 PRINT A: B
150 END

```

# DSE1: Applications of Computers in Chemistry

Theory Class On 18-08-2020

By Dr. Upasana Issar

Task 1 of 27 | Right-click to investigate

Type here to search

17°C | 26-12-2021

Not secure | chemcollective.org/activ.../topic\_page/3

**ChemCollective** Online Resources for Teaching and Learning Chemistry

Home About Teachers Help Feedback

Search

See home page (click here) for information on coronavirus (Covid-19)

**RESOURCES BY TOPIC**

- Stoichiometry
- Thermochemistry
- Kinetics
- Equilibrium
- Acid-Base Chemistry
- Solubility
- Oxidation/Reduction and Electrochemistry
- Analytical Chemistry/Lab Techniques
- Physical Chemistry
- Properties of Solutions

**RESOURCES BY TYPE**

- Virtual Labs

**RESOURCE TOPIC: Acid-Base Chemistry**

- > Strong Acids and Bases
- > Weak Acids and Bases
- > Buffer Solutions
- > Acid/Base Titrations

phetcolorado.edu/en/simulations/filter?subjects=chemistry&type=html&sort=alpha&view=grid

**PhET** University of Colorado Boulder

SIMULATIONS TEACHING RESEARCH INITIATIVES DONATE

**Simulations**

Browse Filter

**SUBJECT** × **28 Results** Sort by: A-Z

- Physics
- Motion
- Sound & Waves
- Work, Energy & Power
- Heat & Therm
- Quantum Phenomena
- Light & Radiation
- Electricity, Magnets & Circuits
- Chemistry
- General Chemistry
- Quantum Chemistry
- Math
- Math Concepts
- Math Applications
- Earth Science
- Biology

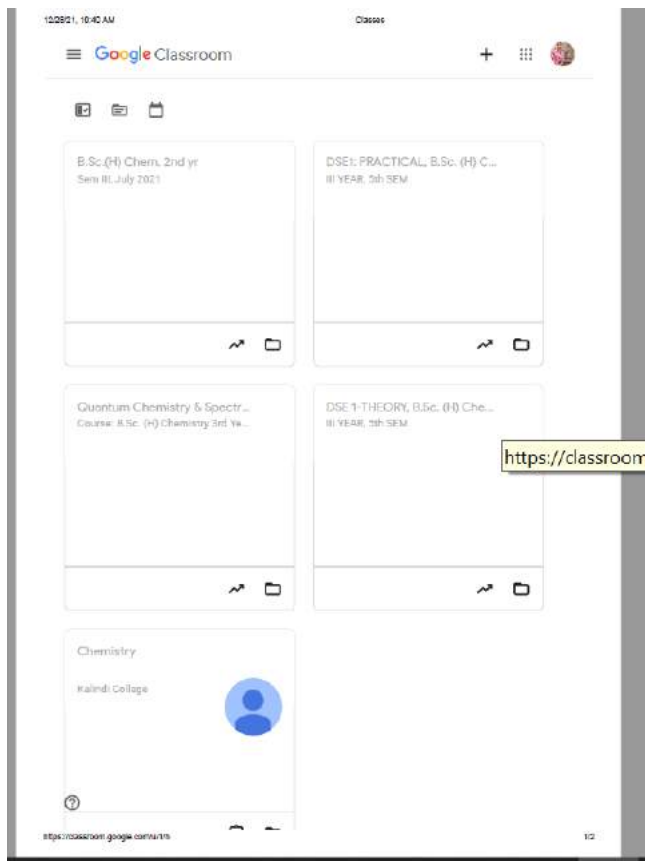
**GRADE LEVEL**

**COMPATIBILITY (1)**

Grid of simulation thumbnails:

- Acid-Base Solutions
- Atomic Interactions
- Stoichiometry Chemical Equations
- Balloons and Static Electricity
- Beer's Law Lab
- Blackbody Spectrum
- Sulfur Molecules
- Build an Atom





**20. Ms. Pummy Yadav– Economics Department**  
**ICT Used: Google Classroom, Email, Google Meet, Whatsapp, Online Apps for Quiz/Tests/Mindmap etc.**

Browser tabs: Inbox (3) - sstori, Inbox (647) - pui, Search results - p, University of Del, (2) WhatsApp, ICT Usage Poo, Proof of Mentor, New tab

URL: <https://mail.google.com/mail/u/1/#inbox/p5>

Gmail Search: Search all conversations

Active

201 - 250 of 1,295

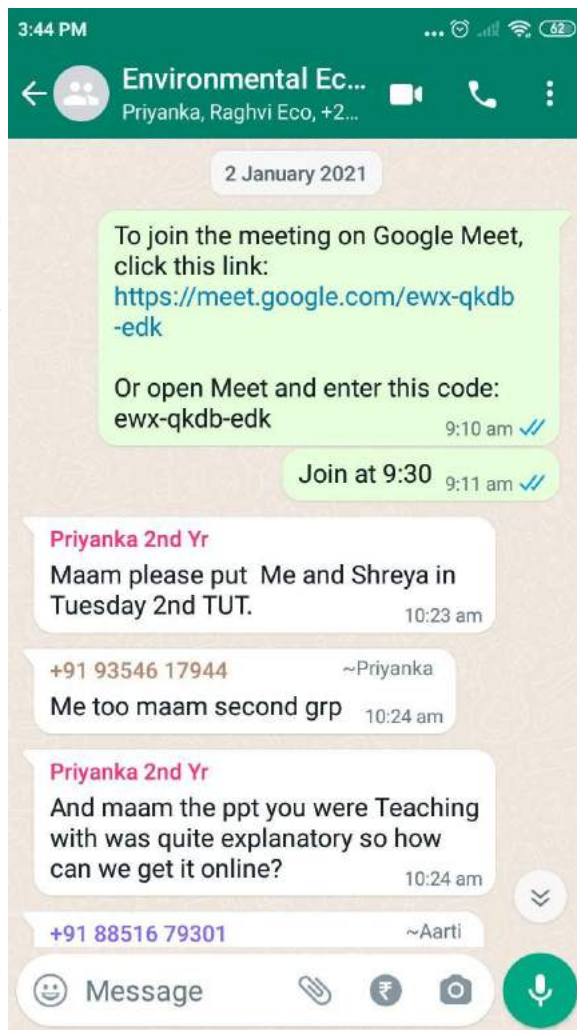
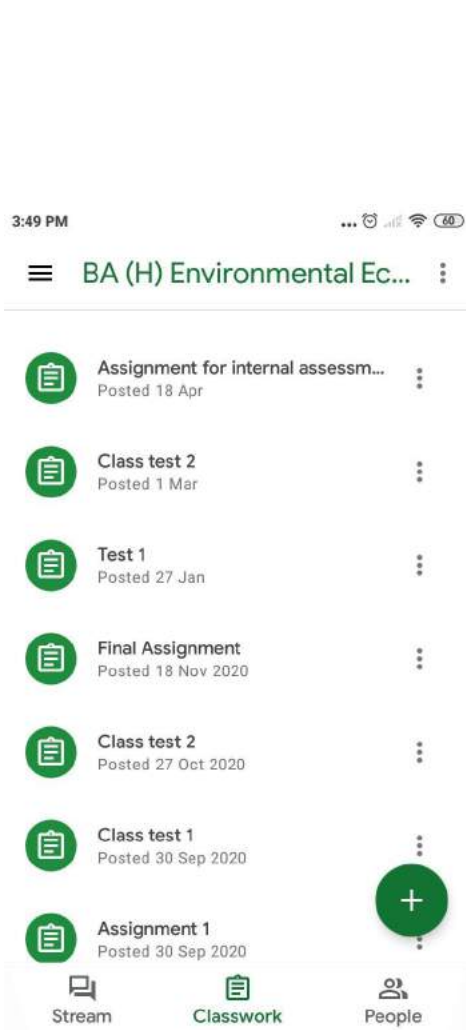
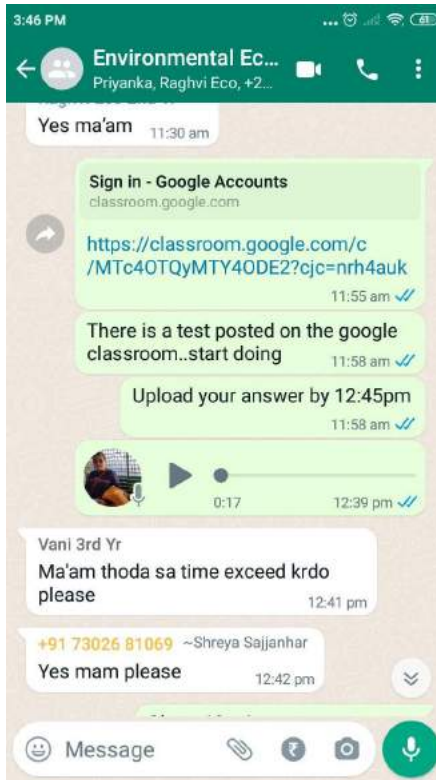
Compose

Mail

- Inbox 647
- Starred
- Snoozed
- Sent
- Drafts 11
- Chat
  - No conversations
  - Start a chat
- Spaces
  - No spaces yet
  - Create or find a space
- Meet

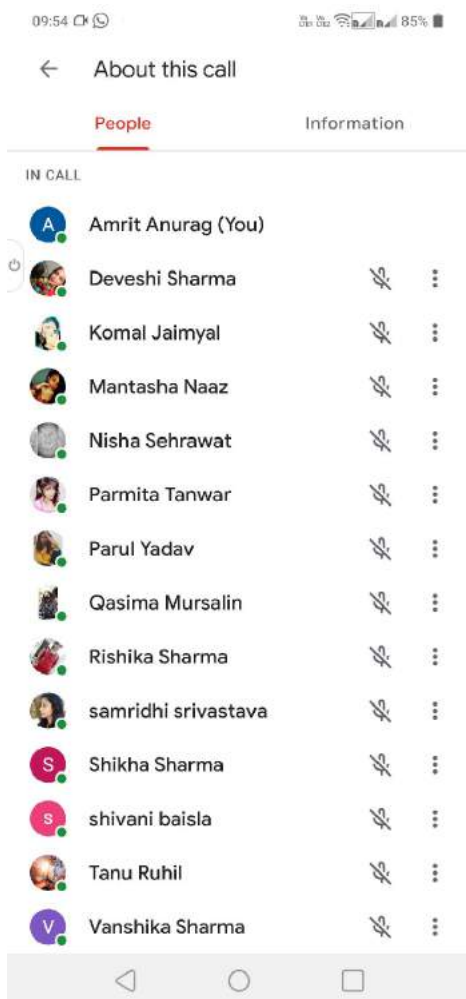
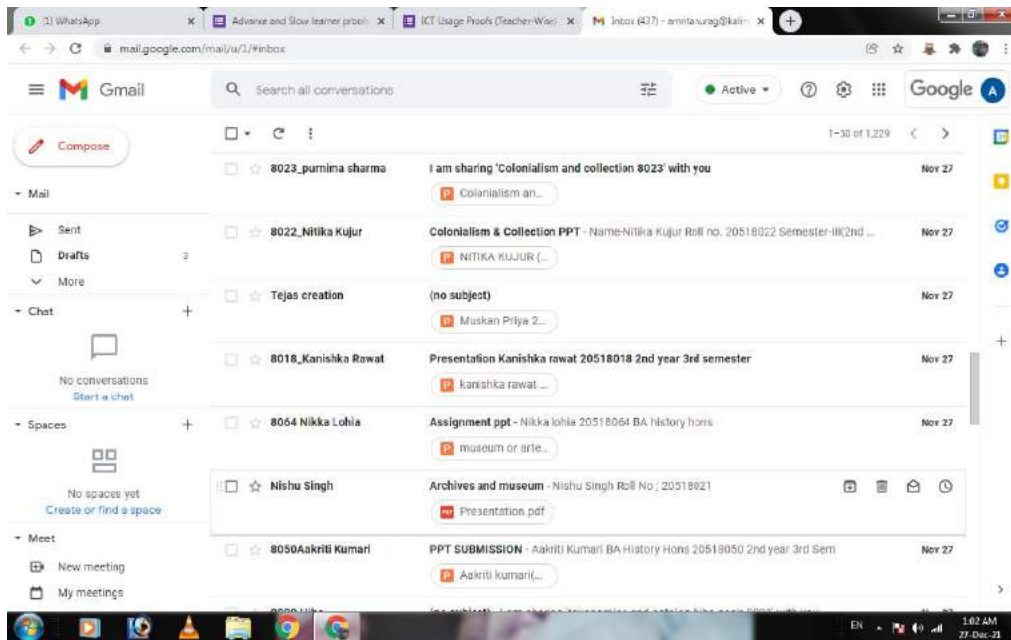
Roopakshi Sharma (C)	Submitted Late: "International test 3" - Hi Pummy, Roopakshi Sharma just submitted International test 3 in BA(H) Eco... Done lat...	Oct 23
Sushmita Prakash (C)	Submitted Late: "International test 3" - Hi Pummy, Sushmita Prakash just submitted International test 3 in BA(H) Eco... Done lat...	Oct 23
Aditi Gupta (Classr...	Submitted Late: "International test 3" - Hi Pummy, Aditi Gupta just submitted International test 3 in BA(H) Eco... Done late Due ...	Oct 23
Anmol Manchanda (Cl...	Submitted Late: "International test 3" - Hi Pummy, Anmol Manchanda just submitted International test 3 in BA(H) Eco... Done lat...	Oct 23
Menshi Economics_43...	Submitted Late: "International test 3" - Hi Pummy, Menshi Economics_43 just submitted International test 3 in BA(H) Eco... Don...	Oct 23
Simran Basra (Class...	Submitted Late: "International test 3" - Hi Pummy, Simran Basra just submitted International test 3 in BA(H) Eco... Done late Du...	Oct 23
Yashika Roy (Classr...	Submitted Late: "International test 3" - Hi Pummy, Yashika Roy just submitted International test 3 in BA(H) Eco... Done late Due ...	Oct 23
varsha yadav (Class...	Submitted Late: "International test 3" - Hi Pummy, varsha yadav just submitted International test 3 in BA(H) Eco... Done late Due...	Oct 23
Mitali Sapra (Class...	Submitted Late: "International test 3" - Hi Pummy, Mitali Sapra just submitted International test 3 in BA(H) Eco... Done late Due ...	Oct 23
Jharana Behera (Cla...	Submitted Late: "International test 3" - Hi Pummy, Jharana Behera just submitted International test 3 in BA(H) Eco... Done late ...	Oct 23
Chahat Chawla (Clas...	Submitted Late: "International test 3" - Hi Pummy, Chahat Chawla just submitted International test 3 in BA(H) Eco... Done late D...	Oct 23
Priyanka Choudhary .	Submitted Late: "International test 3" - Hi Pummy, Priyanka Choudhary just submitted International test 3 in BA(H) Eco... Done l...	Oct 23
Deepanshi (Classroo...	Submitted Late: "International test 3" - Hi Pummy, Deepanshi just submitted International test 3 in BA(H) Eco... Done late Due O...	Oct 23
Stuti Kumari (Class...	Submitted Late: "International test 3" - Hi Pummy, Stuti Kumari just submitted International test 3 in BA(H) Eco... Done late Due ...	Oct 23
NIKITA ROY (Classro...	Submitted Late: "International test 3" - Hi Pummy, NIKITA ROY just submitted International test 3 in BA(H) Eco... Don...	
Nidi Malik (Classro...	Submitted Late: "International test 3" - Hi Pummy, Nidi Malik just submitted International test 3 in BA(H) Eco... Done late Due O...	Oct 23

Windows taskbar: Type here to search, 65%, 23°C, 16:02, 25-12-2021



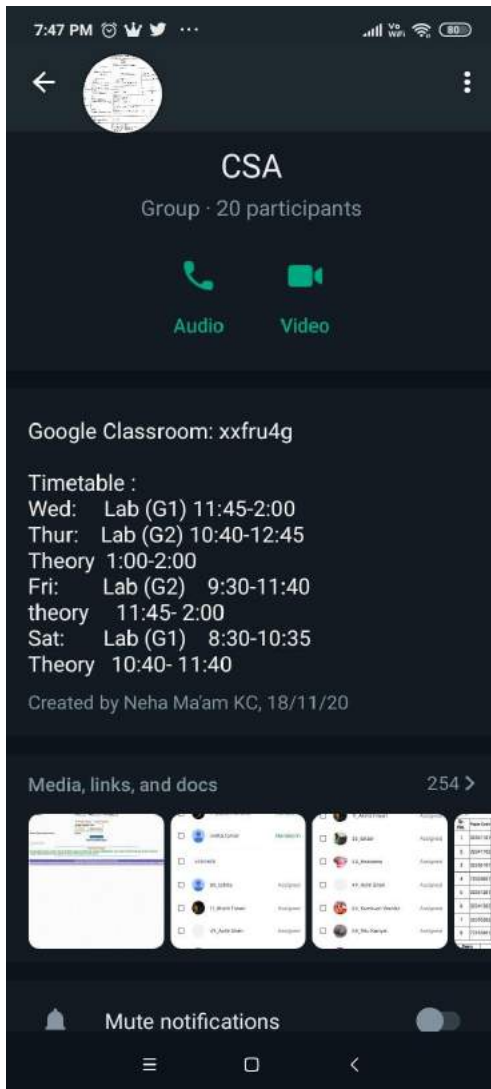
## 21. Mr. Amrit Anurag – History Department

### ICT Used: Google Meet, Google Classroom, Whatsapp

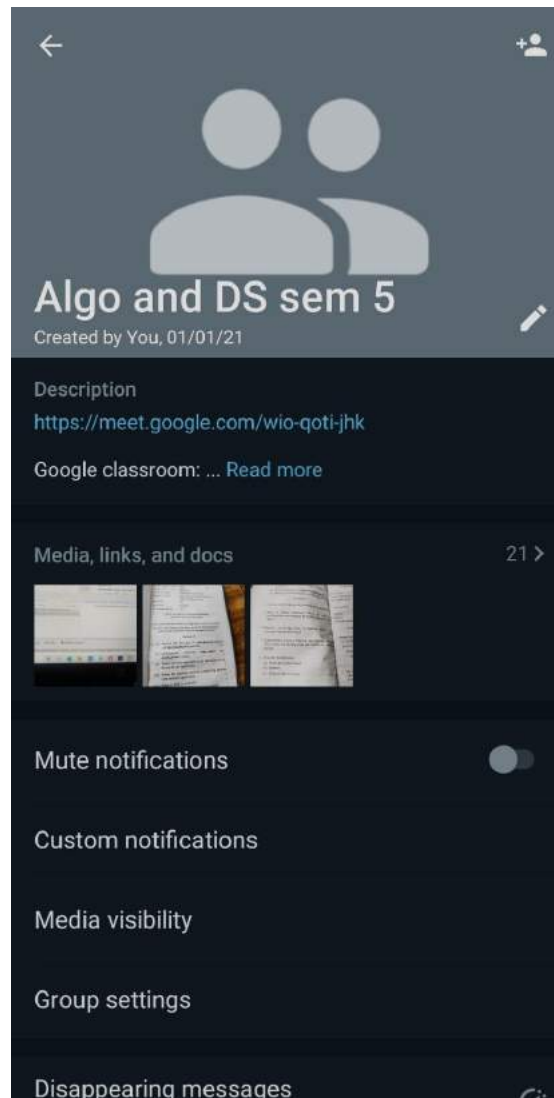


## 22. Mr. Neha Singh – Computer Science Department

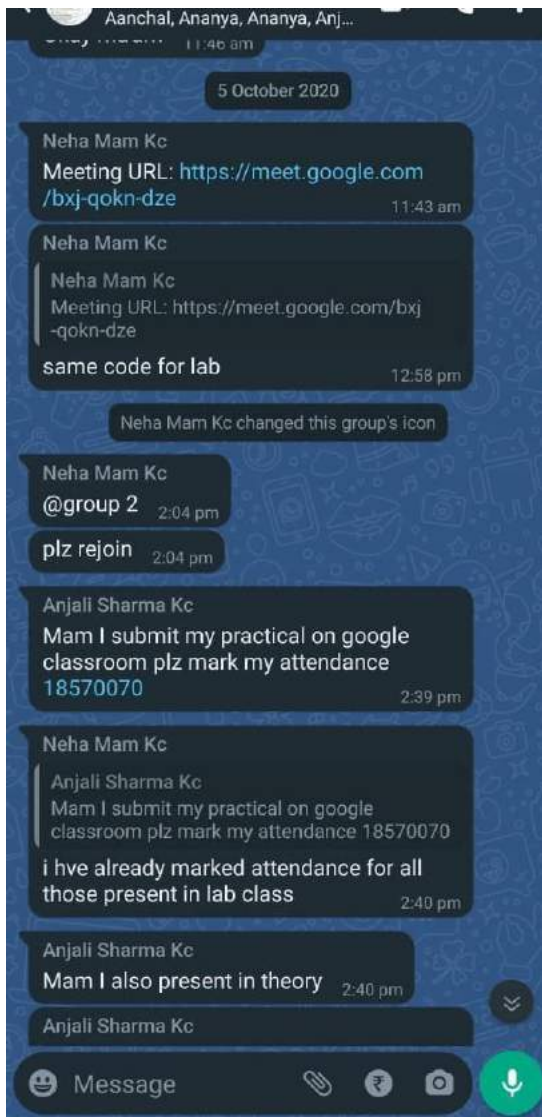
ICT Used: Email, Whatsapp, Online Apps for Quiz/Tests/Mindmap etc.



BSc(h) CS SEM-1



BSc PS SEM-5



BSc(h) CS SEM-5

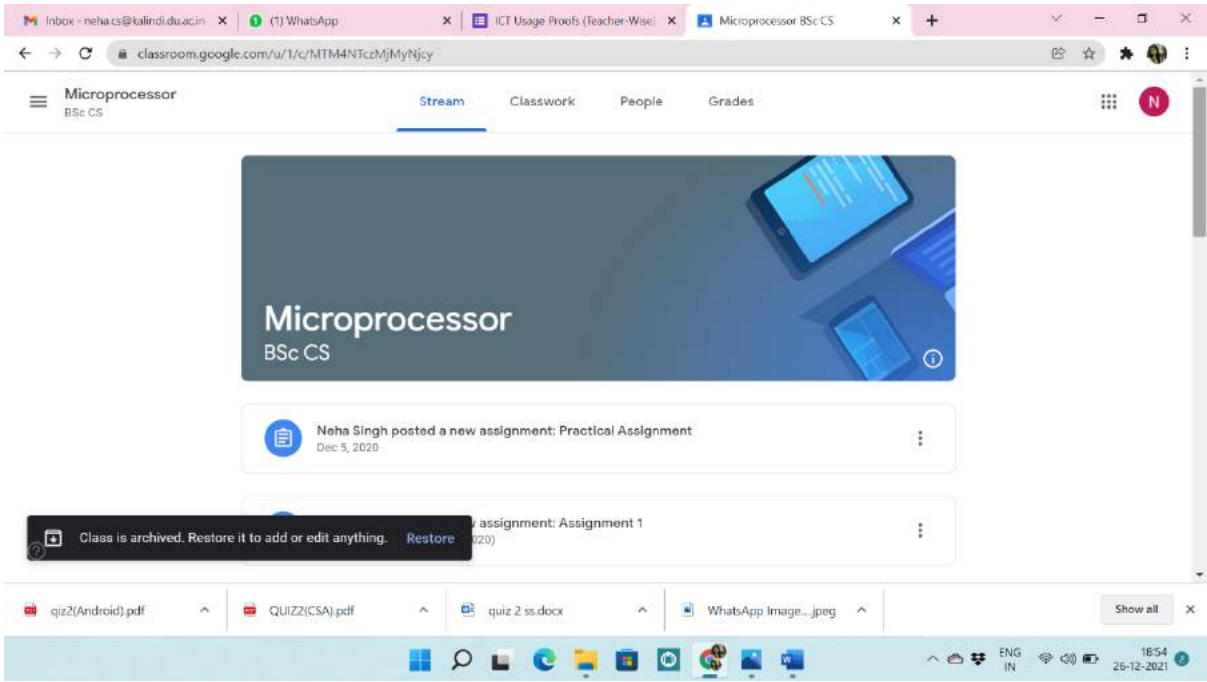


The screenshot shows a Google Classroom interface for a class named "CSA BSc CS". The page features a header with navigation tabs for "Stream", "Classwork", "People", and "Grades". A large banner image displays the text "CSA BSc CS" over a background of books and glasses. Below the banner, a notification states: "Neha Singh posted a new assignment: Marksheet Sem 2" dated Sep 20. A black notification box indicates "Class is archived. Restore it to add or edit anything." with a "Restore" button and a link to a Google Docs spreadsheet. The bottom of the page shows a taskbar with various application icons and system tray information including "ENG IN" and the date "26-12-2021".

BSc(h) CS SEM-1

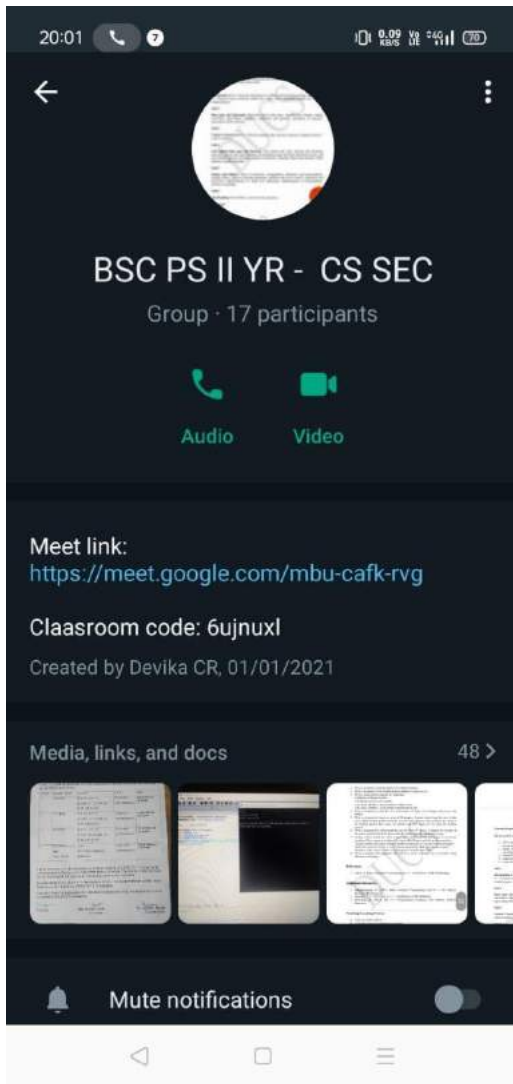
The screenshot shows a Google Classroom interface for a class named "Algo n DS BSc PS". The page features a header with navigation tabs for "Stream", "Classwork", "People", and "Grades". A large banner image displays the text "Algo n DS BSc PS" over a background of a blue game controller. Below the banner, a notification states: "Neha Singh posted a new assignment: Practical Assignment" dated Dec 5, 2020. A black notification box indicates "Class is archived. Restore it to add or edit anything." with a "Restore" button and a link to a Google Docs spreadsheet. The bottom of the page shows a taskbar with various application icons and system tray information including "ENG IN" and the date "26-12-2021".

BSc PS SEM-5

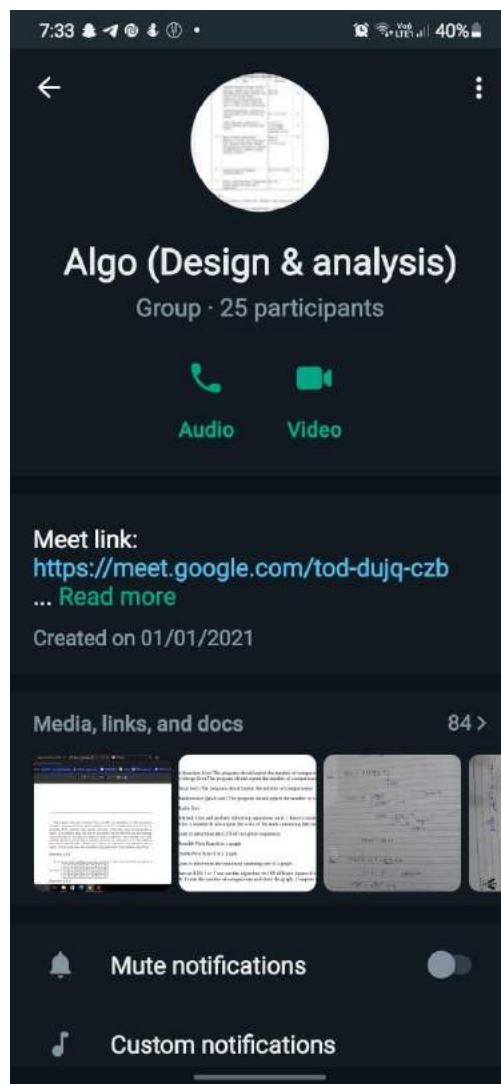


BSc(h) CS SEM-5

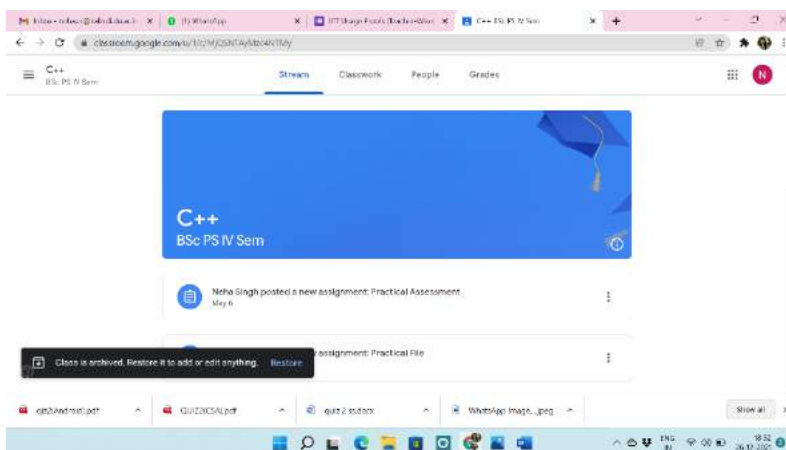




BSc PS SEM-4



BSc(h) CS SEM-4



## BSc PS SEM-4

The screenshot shows a Google Classroom interface for a class named 'DAA BSc (h) CS IV Sem'. The top navigation bar includes 'Stream', 'Classwork', 'People', and 'Grades'. A blue banner at the top features the text 'DAA BSc (h) CS IV Sem' and an image of a book and headphones. Below the banner, a notification states: 'Neha Singh posted a new assignment: PRACTICAL ASSESSMENT May 6 (Edited May 6)'. A dark notification bar at the bottom of the page reads: 'Class is archived. Restore it to add or edit anything. Restore'. The bottom of the screen shows a Windows taskbar with various application icons and a system tray displaying the time as 16:53 on 26-12-2021.

## BSc(h) CS SEM-4

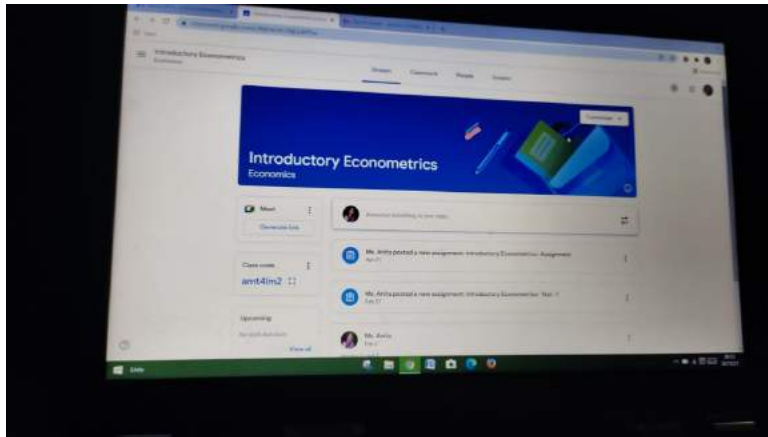
The screenshot displays a Google Classroom page for 'Microprocessor BSc CS' in the 'Student work' tab. The page shows a 'Quiz 1' with a status of '20 points'. A summary box indicates: '0 Turned in', '0 Assigned', and '15 Graded'. Below this, a 'Blank Quiz Google Forms' card is visible. A table lists students and their scores:

Student	Score
Aanchal ...	18
Aditi Shu...	16

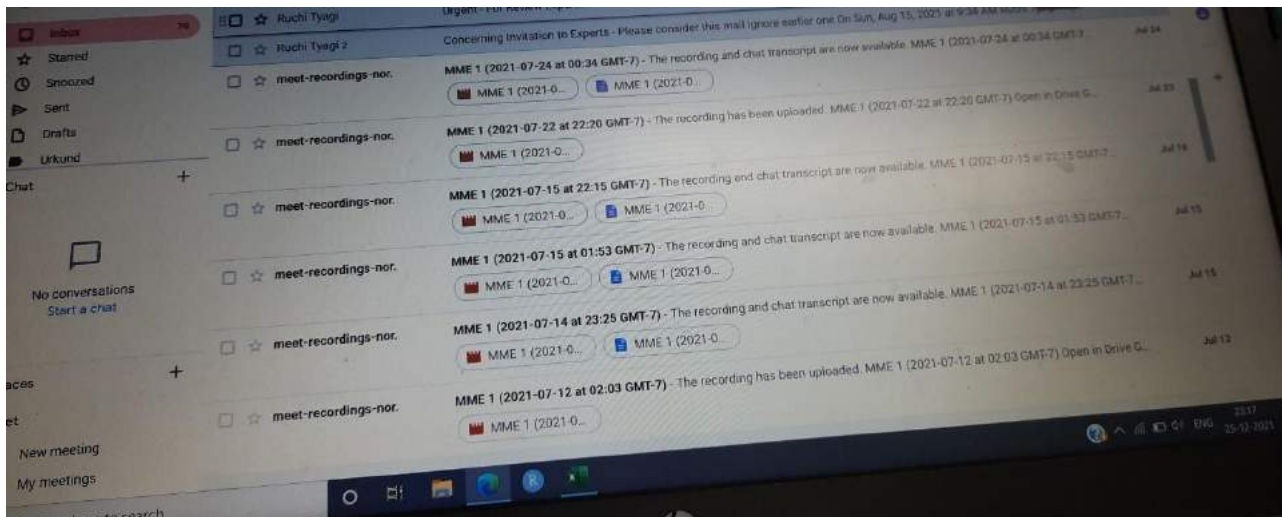
A dark notification bar at the bottom of the page reads: 'Class is archived. Restore it to add or edit anything. Restore'. The bottom of the screen shows a Windows taskbar with various application icons and a system tray displaying the time as 16:56 on 26-12-2021.

## ONLINE QUIZ, HONS SEM 5

**23. Ms. Anita – Economics Department**  
**ICT Used: Email, Whatsapp, Google Classroom, Meet**



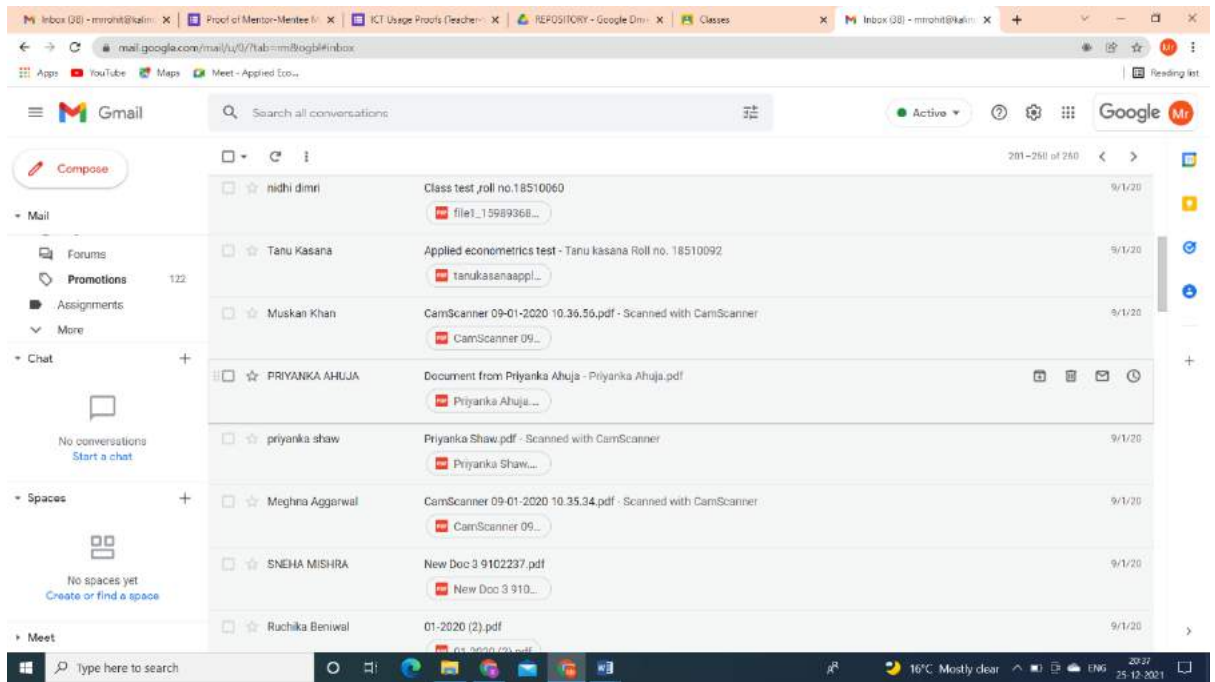
**24. Ms. Anjali Bansal – Economics Department**  
**ICT Used: Whatsapp, Audio Lectures, Google Meet, Email**



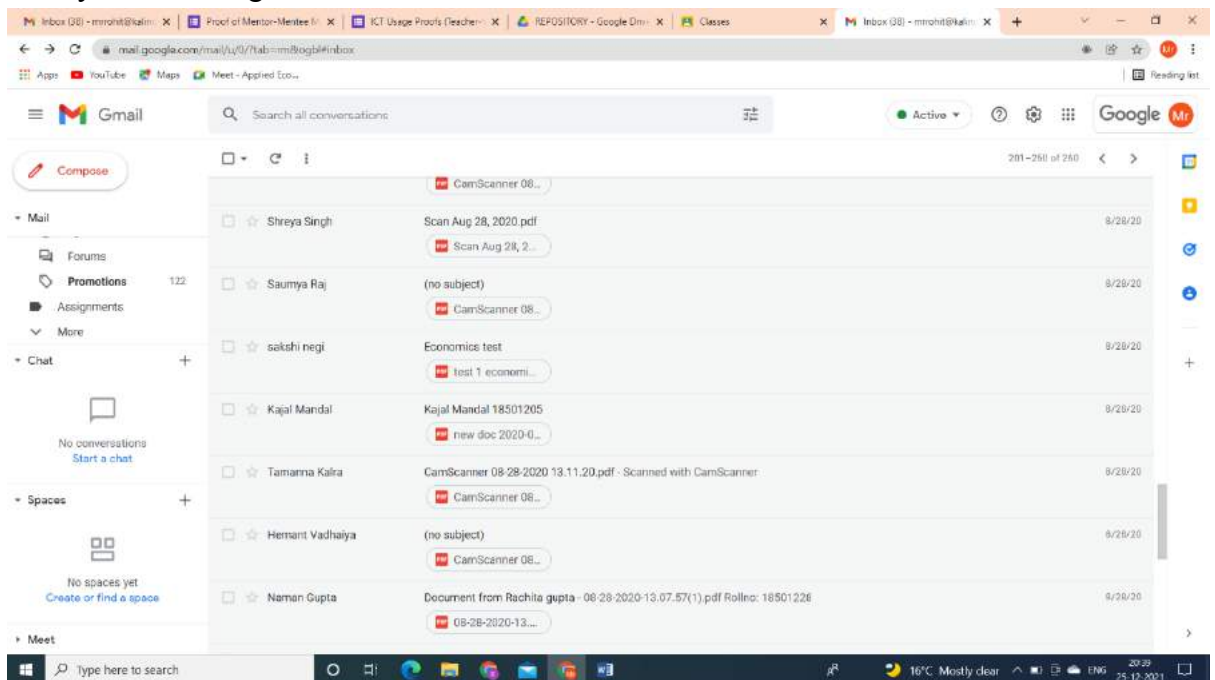
**25. Mr. Rohit – Economics Department**

Screenshots of Emails use-d for 2020-21 (for tests and Assignments)

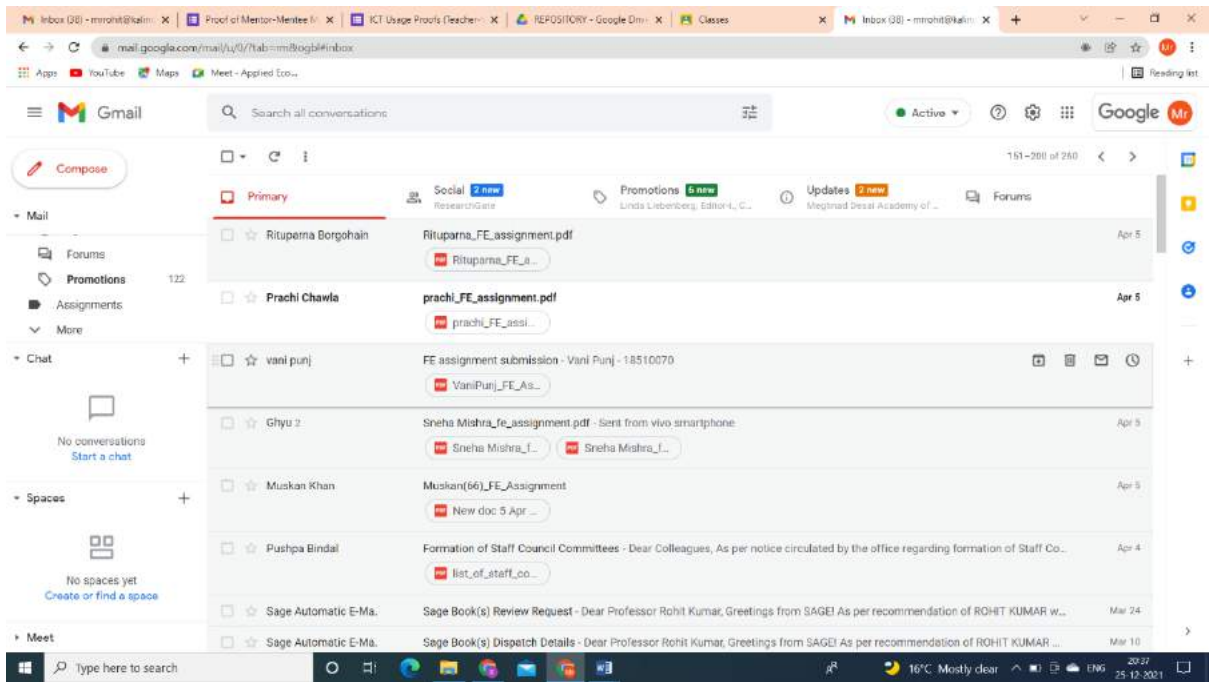
1. Applied Econometrics



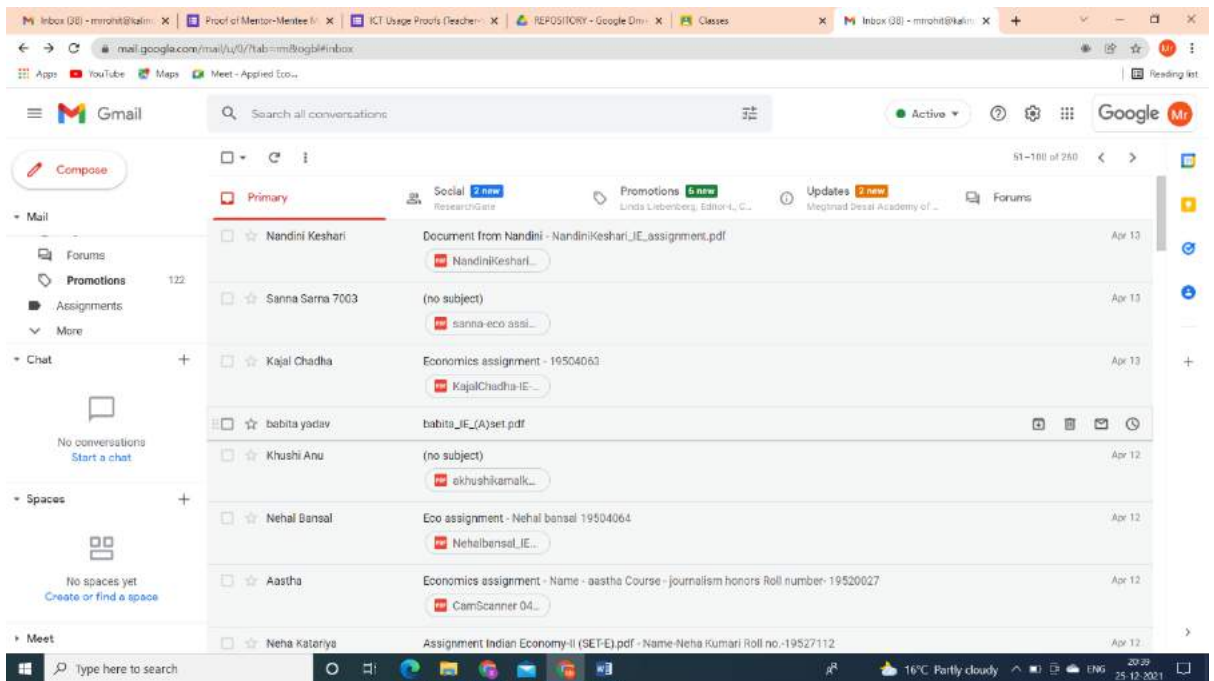
## 2. Money and Banking



## 3. Financial Economics

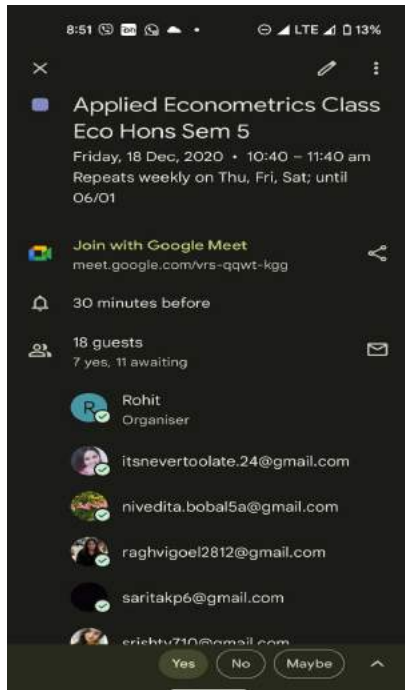


#### 4. Indian Economy-II (Generic)

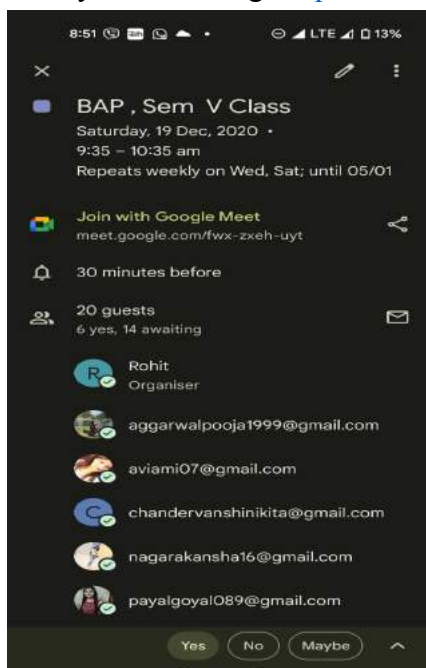


## Google Meet Links

Applied Econometrics: <https://meet.google.com/vrs-qqwt-kgg>

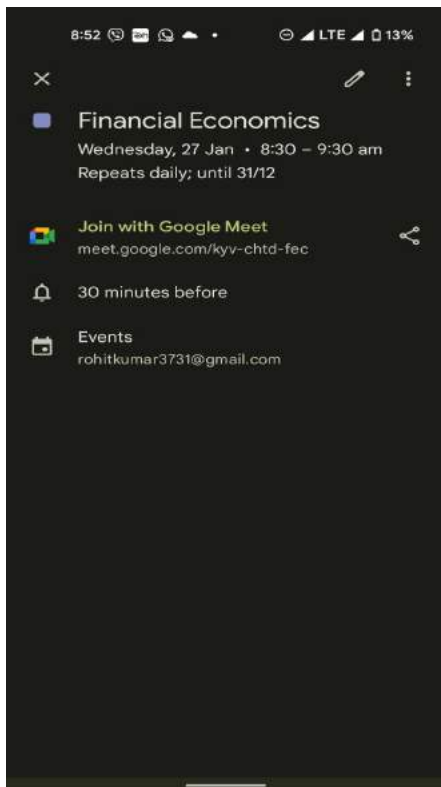


Money and Banking: <https://meet.google.com/fwz-zxeh-uyt>





Financial Economics: <https://meet.google.com/kyv-cthd-fec>



Indian Economy II : <https://meet.google.com/jus-tzbn-fnn>



## Video Lecture Links

Applied Econometrics: <https://youtu.be/nZJ8E7i7uOs>

Money and Banking: [https://youtu.be/D6qfE7\\_JRkw](https://youtu.be/D6qfE7_JRkw)

Indian Economy-II: <https://youtu.be/JWOxsLK-7ZA>

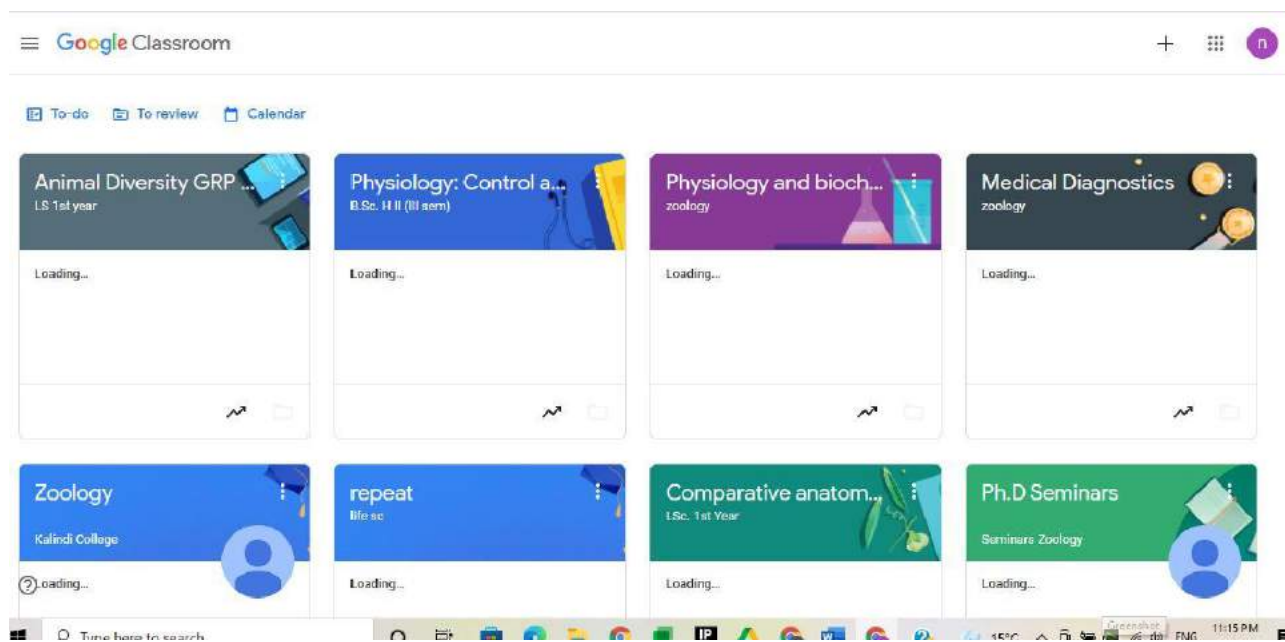
## Any Other (Hand Written Notes, pdfs)

### Google Drive Link

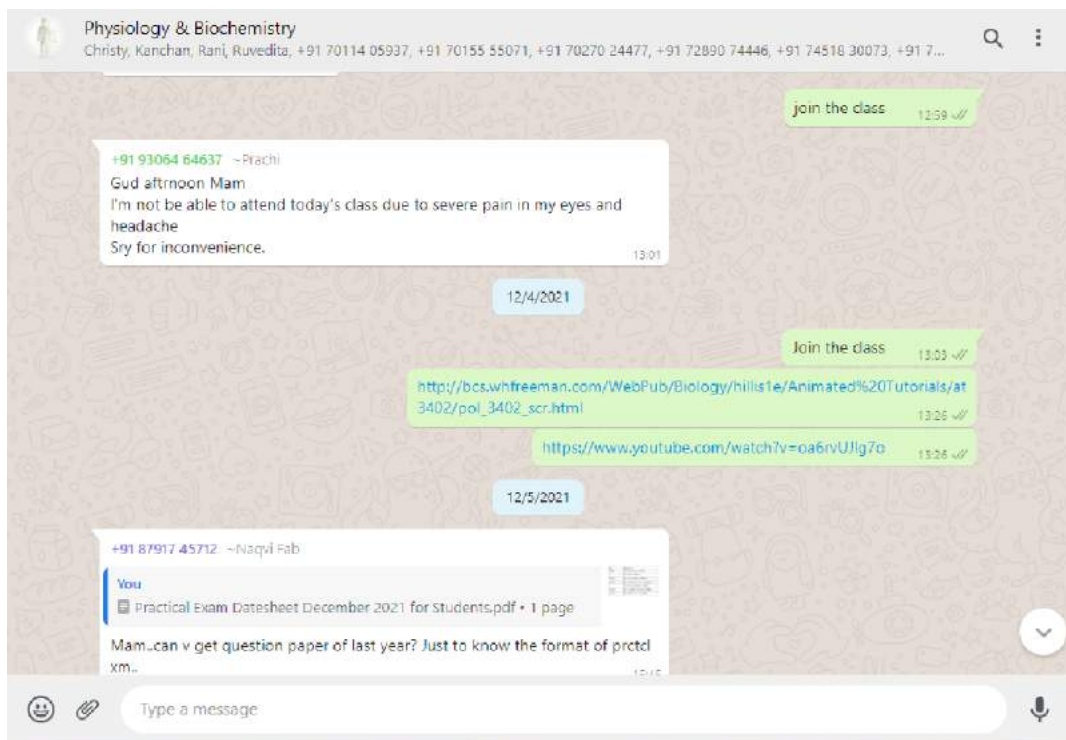
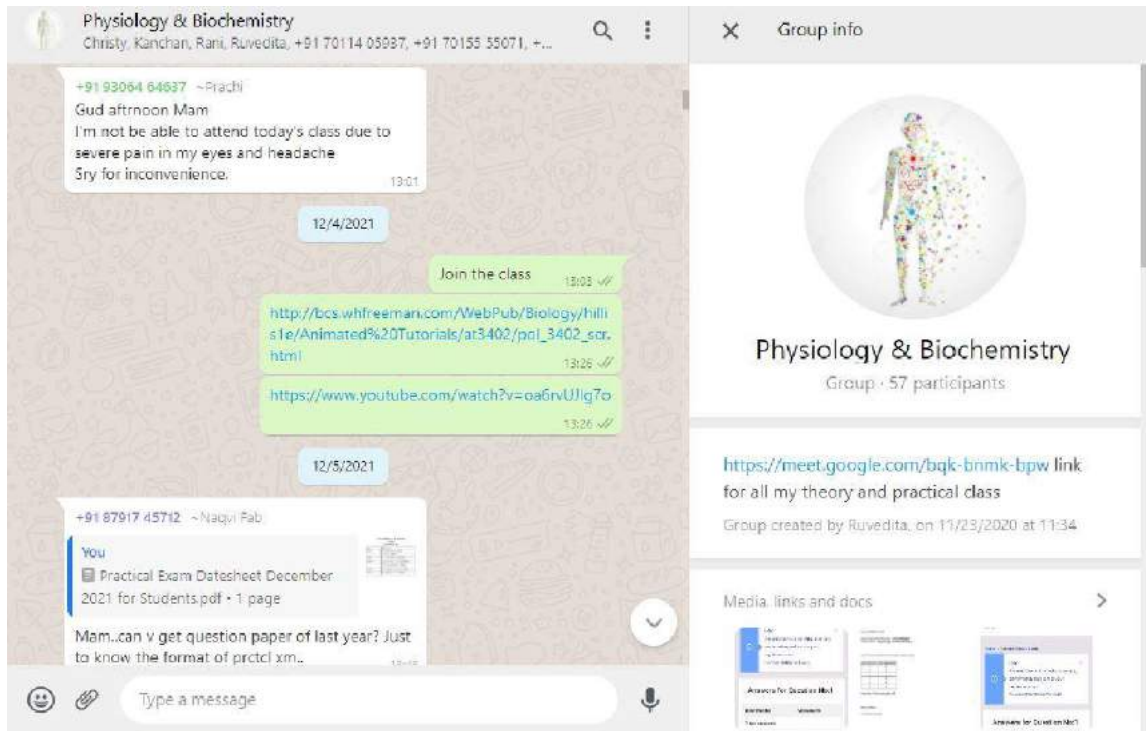
<https://drive.google.com/drive/folders/1qBZAXsNtDQeM7fo3YancPAFAuzcRRYCH>

## 26. Ms. Neha Dhingra – Zoology Department

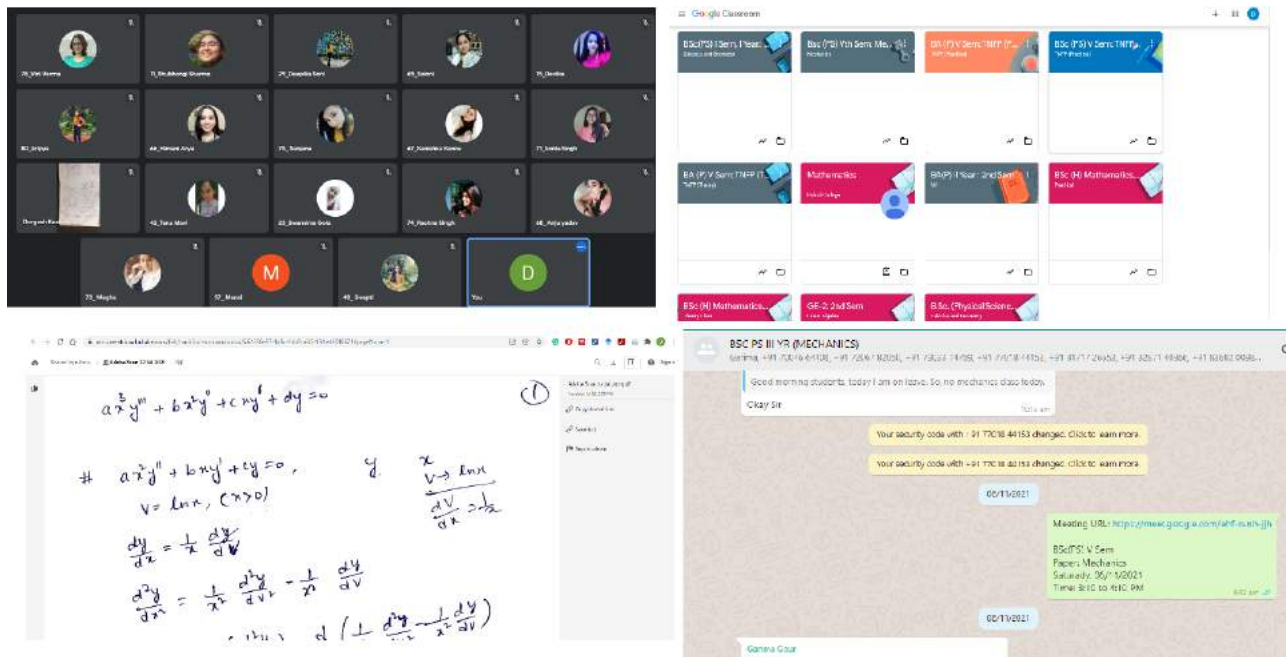
ICT Used: Google Meet, Google Classroom, Email, YouTube, Whatsapp, Powerpoint Presentation





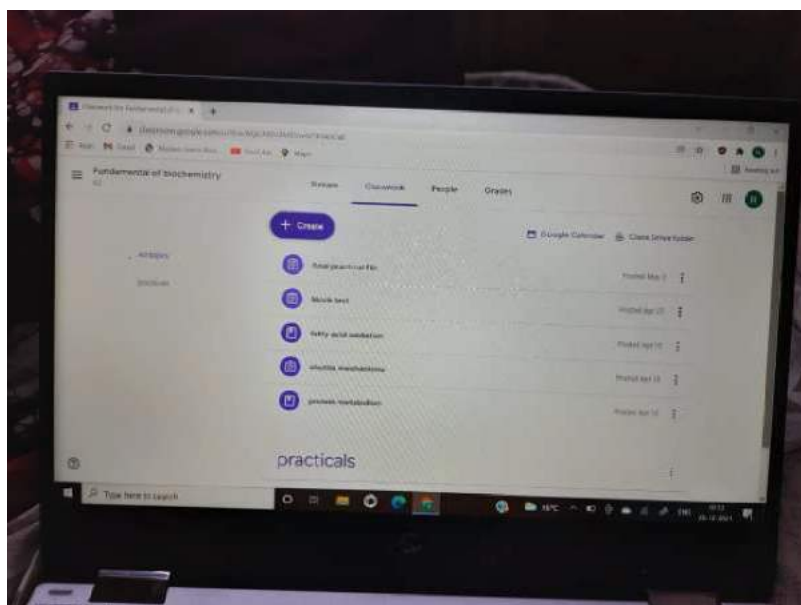


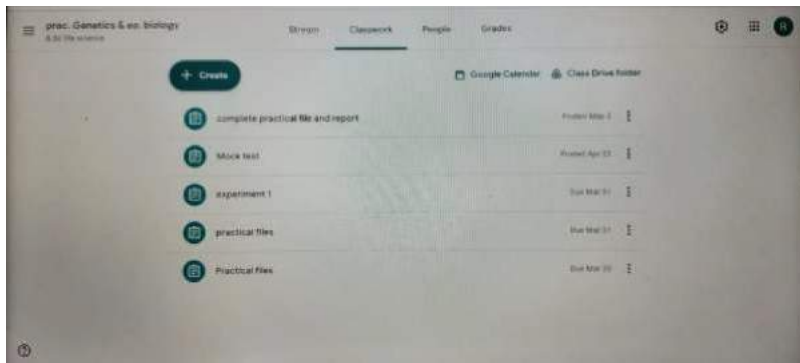
**27. Mr. Durgesh Khushwaha –  
ICT Used: Google Meet, Google Classroom, Email, YouTube, Whatsapp, Powerpoint  
Presentation**



## 28. Ms. Rani Kumari – Zoology Department

ICT Used: Google Meet, Google Classroom, Email, Whatsapp, Powerpoint Presentation, Online Apps for Quiz/Tests/Mindmap etc.





## 29. Ms. Preeti Yadav

ICT Used: Google Meet, Google Classroom.



## 30. Ms. Sapna Varshney –

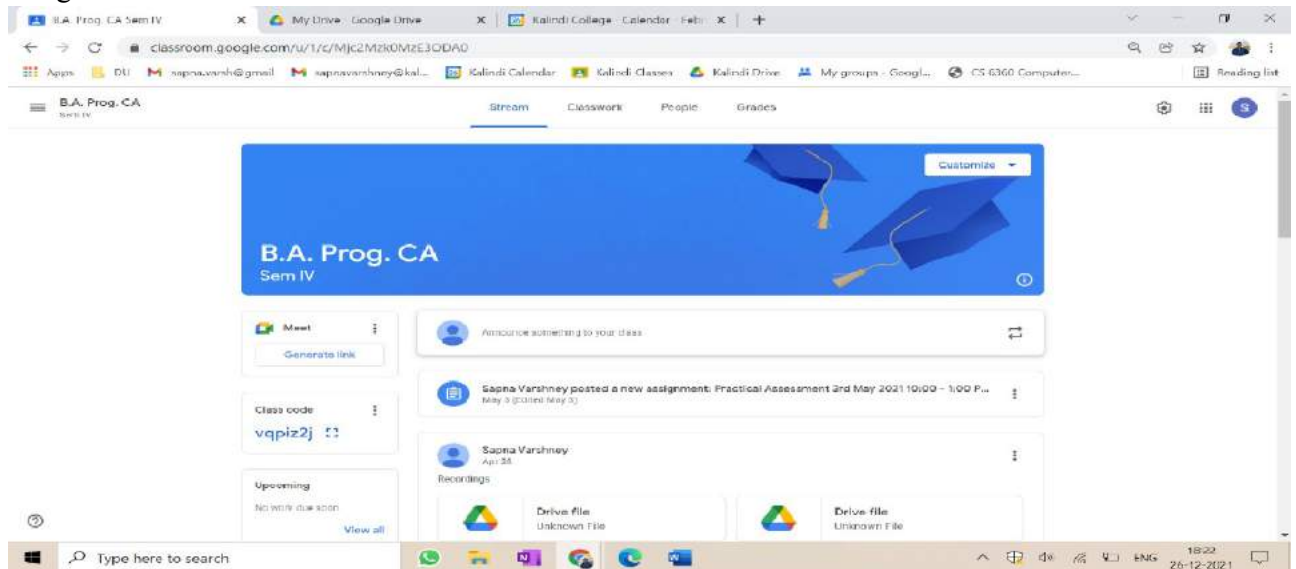
Mentoring Records

Course: B.A. (Prog.) Computer Applications

Session: 2020-2021 Semester IV (Feb – Apr 2021)

Paper Title: Multimedia Systems and Applications (DSE)

UPC: 62344414  
Google Classroom



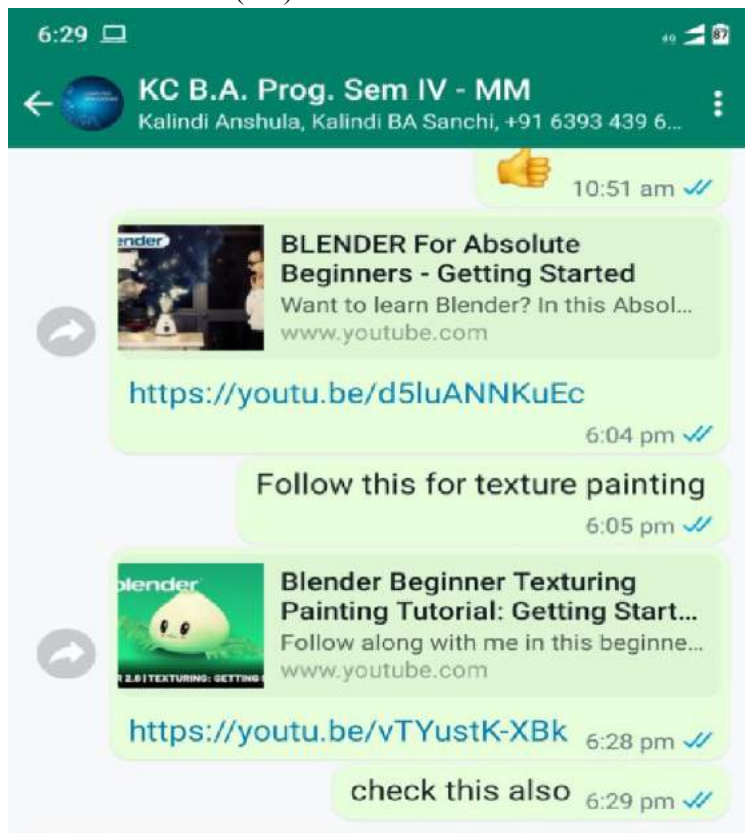
**Google Meet:**

B.A. Prog. CA Sem IV Multimedia  
Tuesday, February 23, 2021 · 8:30 – 10:30am

Google Meet joining info

Video call link: <https://meet.google.com/oth-need-dbt>

Or dial: 3078-441-(US) +1 662 PIN: 484 113 934#



**YouTube:**

**Whatsapp:**

6:08



## KC B.A. Prog. Sem IV - MM

Group · 33 participants

Class link:

<https://meet.google.com/oth-need-dbt>

... [Read more](#)

Created by +91 87997 72052, 22/07/19

You're no longer a participant in this group

Media, links, and docs

70 >

(Prog.) Computer  
in I and II

B. A. (Prog.)  
ApSem I and II

33 participants



## Video Lectures:

B.A. Prog. CA Sem IV Multimedia (2021-03-22 at 20:24 GMT-7).mp4 - VLC media player

Media Playback Audio Video Subtitle Tools View Help

The screenshot displays a video player interface. The main content is a slide titled "Digital Video Containers". The slide text reads: "A digital video architecture is made up of an algorithm for compressing and encoding video and audio, a container in which to put the compressed data, and a player that can recognise and play back those files. Common containers for video are Ogg (ogg), Theora for video, Vorbis for audio, Flash Video (.flv), MPEG-4 (asph), QuickTime (.mov), Windows Media Format (.wmv), WebM (.webm), and RealMedia (.rm). Containers may include data compressed by a choice of codecs, and media players may recognise and play back more than one video file container format. Container formats may also include metadata—important information about the tracks contained in them—and even additional media".

Below the slide, a video player control bar shows the title "174 Multimedia: Making it work" and a "Stop sharing" button. The video progress bar indicates a duration of 00:02 out of 25:36. The Windows taskbar at the bottom shows the time as 19:26 on 26-12-2021.