

Department of Computer Science
And
Internal Quality Assurance Cell (IQAC)
Kalindi College
organised
One week FDP (ONLINE)
On
“Moving Towards New Normal with Effective Online Teaching”
From
1st December 2020 to 7th December 2020
In Collaboration with
Mahatma Hansraj Faculty Development Centre (MHRFDC)
(A Centre of MoE under PMMMNMTT Scheme)
Hansraj College
(NAAC A+ CGPA 3.62, NIRF Rank #9)
University of Delhi Delhi -110007

Chief Patron : Dr. Anjula Bansal, Principal
Convener : Dr. Nidhi Arora & Dr. Rakhee Chauhan
Members: Dr. Reena Jain, Ms. Arokia Ramya

Introduction

The present scenarios of covid-19 has put forward various challenges in front of our teaching fraternity but on the other hand given us motivation as well as enthusiasm to upgrade our teaching pedagogies in order to cater to online teaching learning needs. The FDP “Moving Towards New Normal through Effective Online Teaching” is our endeavour in this direction. This FDP was aimed at helping our teaching fraternity for adapting to various technologies required for effective online teaching learning in a smooth manner. This event brought together distinguished speakers and faculties from different institutes. The FDP Programme included plenary lectures, contributed hand-on practice on various online teaching tools and developing attractive online e-content which is the need of the hour. This event provided an excellent forum to discover the cutting-edge directions of recent trends in E-Content development and also enable teachers to develop and propose MOOC courses with recognized educational bodies, which is essential part of carrier advancement of teachers in Universities across India.

Learning Outcomes of the Programme

1. Learning to Use various Online Teaching and Assessment tools.
2. Learning Video recording, editing tools and Voice Lectures Tools.
3. Effective usage of Google services for content dissemination.
4. Learning online content preparation and dissemination tools.
5. Going Live tools, Live online teaching tools.

Motivation : Aim for Blended Learning

As teachers , Blended learning is a new term and need of the hour. Its challenging yet has given us opportunity to make ourself better than yesterday and future ready. Oxford Dictionary defines Blended Learning as “a style of education in which students learn via electronic and online media as well as traditional face-to-face teaching.” Defining hybrid or blended education is a trickier task than one might think—opinions vary wildly on the matter. In a report on the merits and potential of blended education, the Sloan Consortium defined hybrid courses as those that “**integrate online with traditional face-to-face class activities in a planned, pedagogically valuable manner.**”

Through these 7 days training sessions, we left no stone unturned to introduce you all to new techniques which should be incorporated in our class room teaching so as to move towards blended teaching-learning, where both the stakeholders that is teacher as well as students are accountable and not only teachers. The blended mode empower

everyone and make teaching learning a shared responsibility among teachers as well as students.

With this motive, the FDP started with total 136 registrations, 6 days of intense training including activities and assessments. We had total 7 resource persons who were renowned experts in this area. The 116 participants who attended the FDP, belonged not only from universities of Delhi but also from all over India.

Inaugural Session

Date & Time: 1st December, 2020 Tuesday & 9:30 am - 10:00 am

Coordinator: Dr. Reena Jain & Ms. Arokia Ramya

Short description about event:

The Faculty Development Programme on “Moving Towards New Normal with Effective Online Teaching” was inaugurated on December 1, 2020 organized by the Department of Computer Science and IQAC of the Kalindi College in collaboration with Mahatma Hansraj Faculty Development Centre of Hansraj College. The event was commenced by the welcome note of the Officiating Principal, Dr. Poonam Sachdeva of the Kalindi College. She motivated all the participants with her words of wisdom. After her speech, the Convenors of the event Dr. Rakhi Chauhan who is also the Head of IQAC of the Kalindi College and Dr. Nidhi Arora who is also Teacher-In Charge of the Computer Science department of the Kalindi College welcomed the participants. The attendees were briefed about the guidelines to be followed during the seven day FDP.

1st Day 1st Session Report

Topic name: **Building the Competencies of Teacher in Online Teaching**

Keynote Speaker: Prof K Srinivas, NIEPA, New Delhi

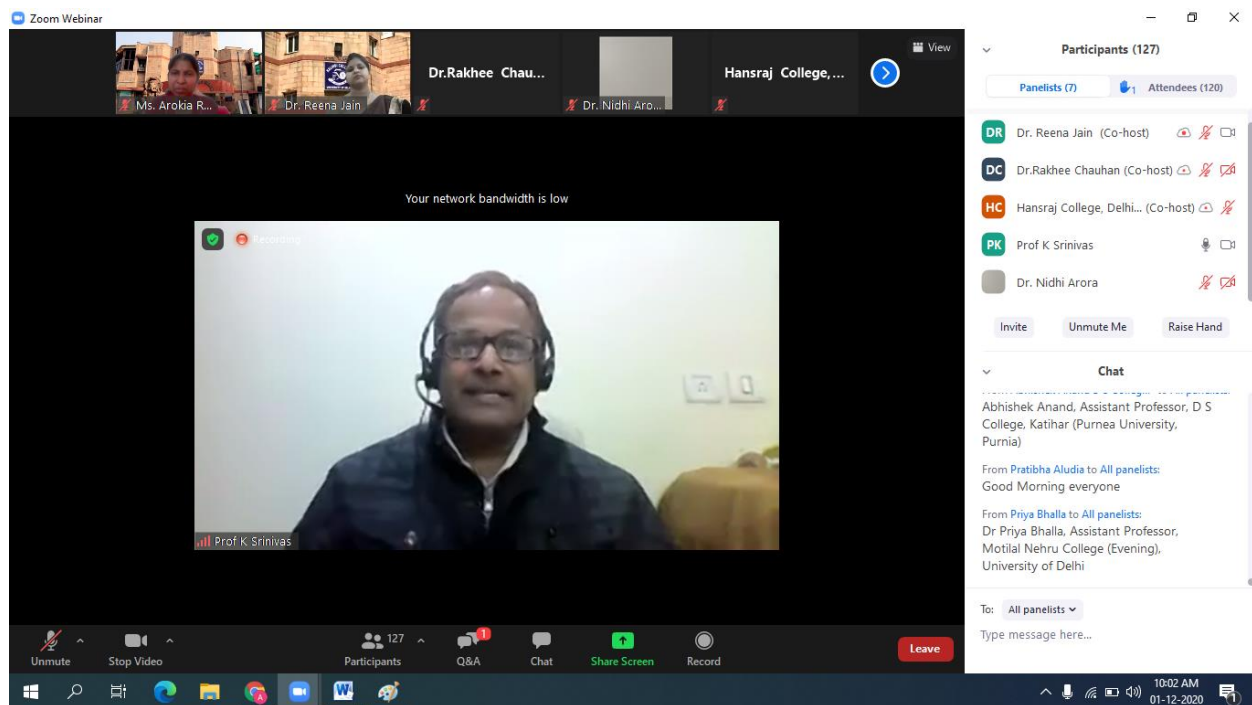
Date & Time: 1st December, 2020 Tuesday & 10:00 am - 11:30 am

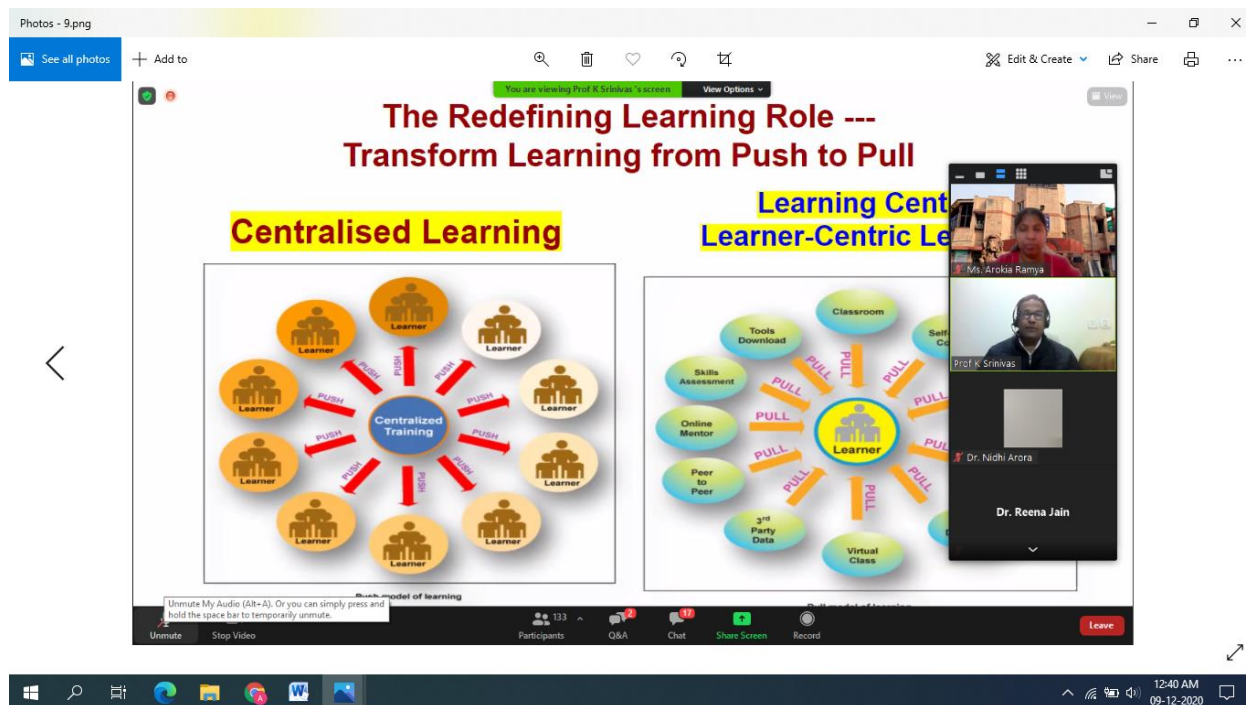
Coordinator: Ms. Arokia Ramya

Short description about event:

Prof. K. Srinivas is the first keynote speaker of the FDP. He is working as the Head of ICT & Project Management Unit of National Institute of Educational Planning and Administration (NIEPA), Ministry of Education Institution in New Delhi and has been utilizing Open Source ICT Tools and Technologies in Teaching, Learning and Student Evaluation since 1990. The resource

person started the session with the note that Technology is a tool to help the teaching fraternity and Technology cannot replace the teacher. He emphasized the importance of the Learner centric Learning environment in the Information age, especially in the corona pandemic period and how it differs from Centralised centric learning. The difference between traditional classroom and flipped classroom was well explained. The step by step process of creating a flipped classroom using four quadrant Instructional design of MOOCs namely e-Tutorial, e-Content, Assignment, Discussion Forum was discussed in detail. The competencies of online classroom can be achieved by hands-on exposure to e-Resources, computer hardware and managing the software. The ICT initiatives such as NDL, Swayam, e-PGPathshala, Fossee were well elucidated. The queries in the Q&A section were taken by the resource person and the corresponding answers were given immediately. It was a very interactive session.





1st Day 2nd Session Report

Topic name: **Getting acquainted with Google services -Google Drive, Google form, Google slide, Google website**

Keynote Speaker: Dr. Nidhi Arora, Assistant Professor, Department of Computer Science, Kalindi college

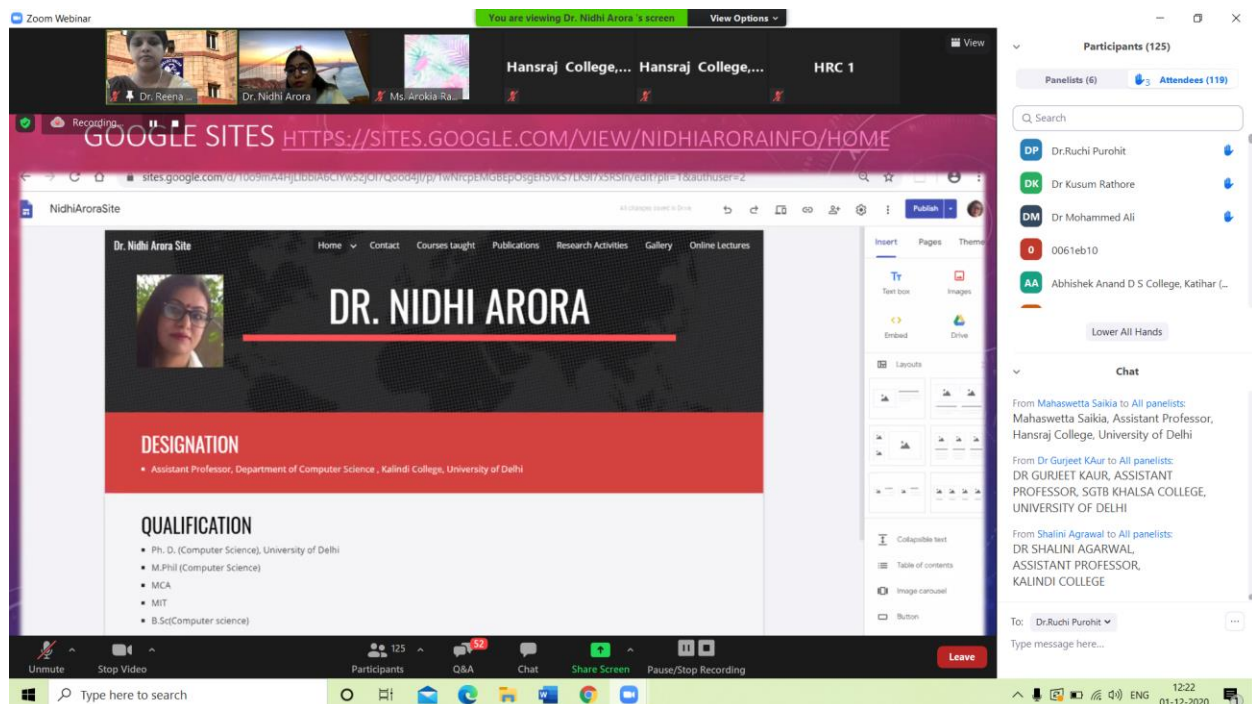
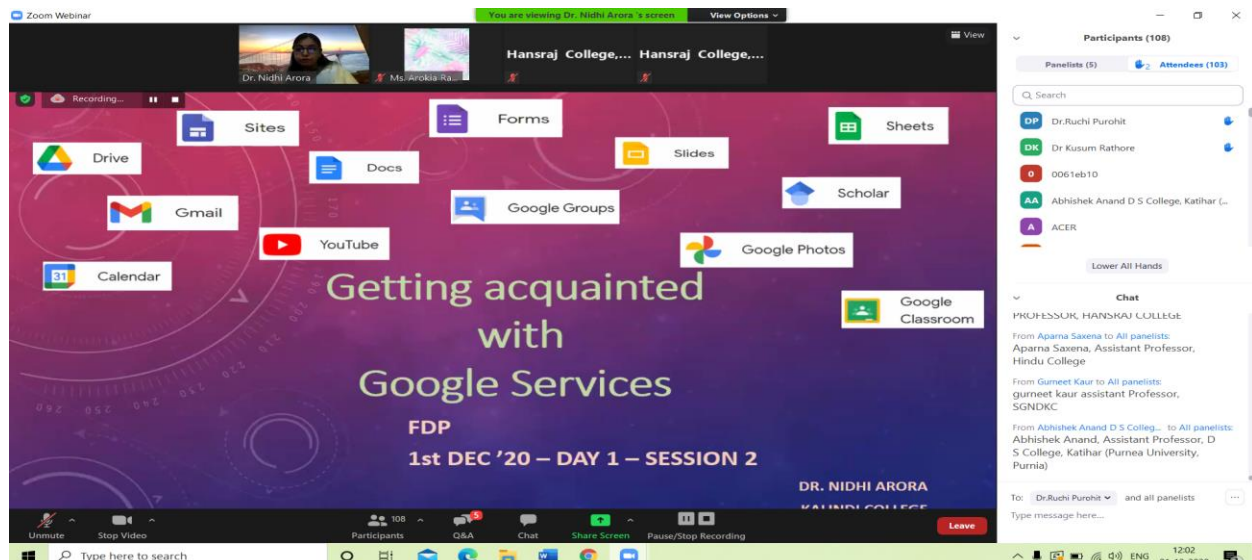
Date & Time: 1st December, 2020 Tuesday & 12:00 noon - 1:30 pm

Coordinator: Dr. Reena Jain

Short description about event:

The events started at sharp 12 o'clock. Dr. Nidhi Arora was the resource person for this session. She is currently teaching as well holding the office of head of the Department of Computer Science, Kalindi College, University of Delhi. She has been a member of the board of technical programme Committee of some very reputed international conferences. The speaker explained the services provided by Google such as Google Drive, Google form, Google slide, Google website, Google docs and Google spreadsheets etc. one by one. Each and every topic was explained in detail not only theoretically but practical hands-on sessions were also conducted for each application. Many features of these services like voice typing, word cloud website creation with many tabs and many more were discussed by the resource person, which are useful in daily life and are of great importance as an instructor, researcher and knowledge seekers. The session

was highly informative, engaging and interesting. The participants learned with enjoyment. The chat box full of compliments and praises evident the event. Participants were very happy after learning that they can create their own website just by following some simple steps. Each and every question asked by participants was answered immediately and very calmly. Approximately 130 participants had attended the session. It was a very lively session. Some small activities were also assigned at the end of the session to the participants for fun and for giving them better hands on practice. It was a very fruitful session.



2nd Day 1st Session Report

Topic name: **Managing E- Content through Google Class Room**

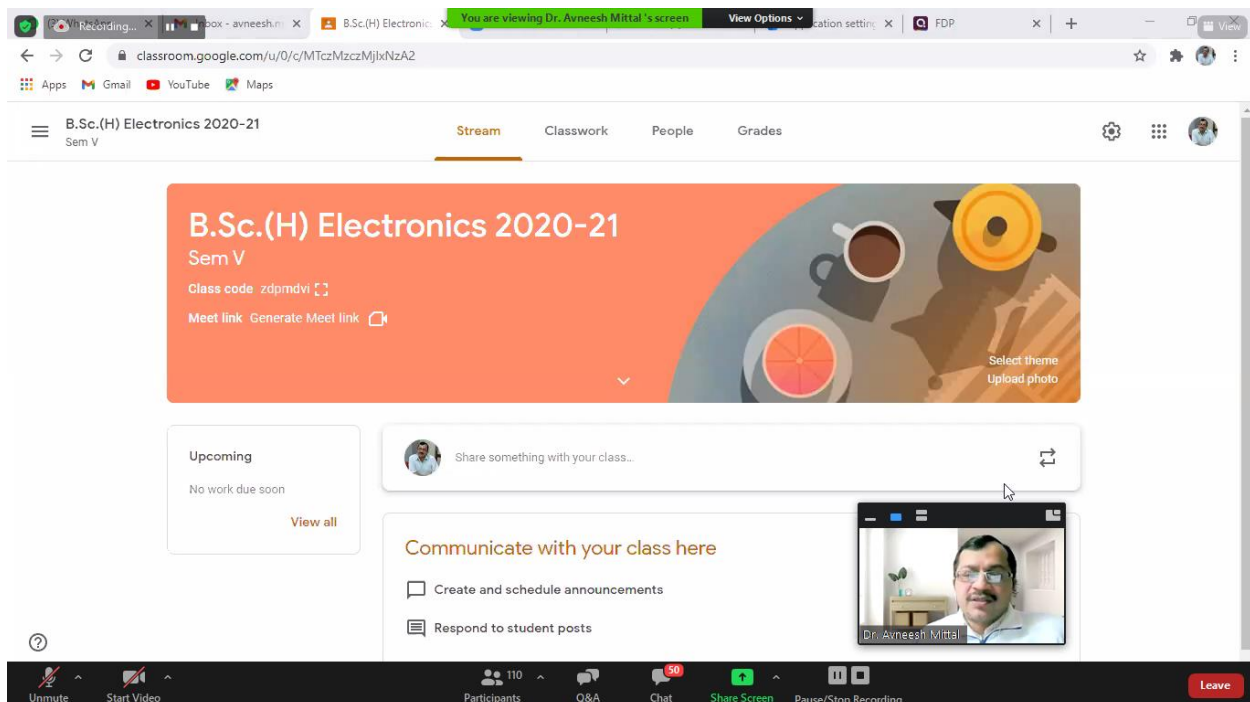
Keynote Speaker: Dr Avneesh Mittal, Department of Electronics, Bhaskaracharya College of Applied Sciences, University of Delhi

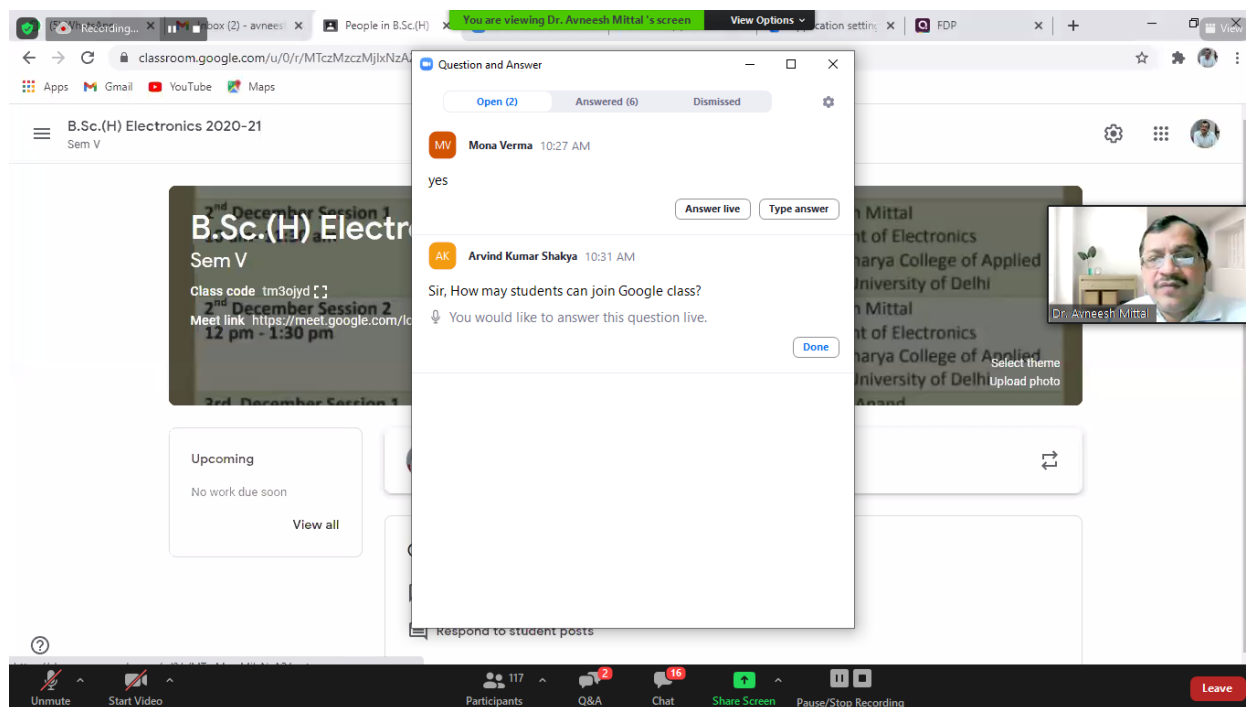
Date & Time: 2nd December, 2020 Tuesday & 10:00 am - 11:30 am

Coordinator: Dr. Nidhi Arora

Short description about event:

Dr. Avneesh Mittal is the keynote speaker of the second day of FDP . He is working as Assistant Professor in the Department of Electronics at Bhaskaracharya College of Applied Sciences, University of Delhi and has conducted various workshops on Moodle, GeM, Google Apps. The resource person explained how to manage e-content with the students belonging to the same class through Google Classroom. The step by step process of creating a Google Classroom and adding the students to the Google classroom by sharing the class code was well explained. The class setting was discussed in detail by the speaker. Many features of the Google Classroom were described elaborately. The different types of classworks in the Google Classroom namely Assignment, Question, Material were illustrated. The query in the Q&A section such as the maximum number of students allowed in the Google classroom was taken by the resource person and the answers were given immediately. It was a very lively session.





2nd Day 2nd Session Report

Topic name: **Managing Assignment & Assessment through Google Classroom**

Keynote Speaker: Dr Avneesh Mittal, Department of Electronics, Bhaskaracharya College of Applied Sciences, University of Delhi

Date & Time: 2nd December, 2020 Tuesday & 12:00 noon - 1:30 pm

Coordinator: Dr. Reena Jain

Short description about event:

In the second session of the day, The speaker Dr. Avneesh Mittal explained in detail, how assignments and assessments of students can be managed well through Google classroom. Step by step, he explained that, how assignments can be created in Google Classroom. The distinct features available for creating assignments such as multi criterion rubric was discussed. The new sites were discussed to create different types of internal assessments such as quizizz.com for creating different types of quiz. The steps for creating google form for different types of questions was discussed in detail. Participants were also very keen to know, so they bombarded the speaker with series of questions, which he answered very calmly and patiently.

Zoom Webinar

You are viewing Dr. Avneesh Mittal's screen

View Options

Dr. Avneesh Mittal, Dr. Reena Jain, Hansraj College, Dr. Rakhee Chauhan, Dr. Nidhi Arora

Recording...

classroom.google

B.Sc.(H) Electronics 2020-21 Sem V

Stream Classwork People Grades

Assignment of Interpolation Due Dec 10, 9:00 AM

Posted 12:13 PM (Edited 12:21 PM)

All Q are mandatory

0 Turned in 0 Assigned

Rubric: 3 criteria • 30 pts

Numerical_Methods_Pro... PDF

View assignment

Unit 2: Interpolation

Unmute Stop Video Participants 119 Q&A Chat Share Screen Pause/Stop Recording Leave

Type here to search

Chat

From Arti Bhatnagar to All panelists:
Dr. Arti Bhatnagar
Assistant Professor
Guru Ram Dass college of Education,
Delhi

From Dr. Ishpal Rawal to All panelists:
Dr. Ishpal, Assistant Professor, Kirori
Mal college, DU
attendance for second session

From DR POOJA GUPTA to All panelists:
Dr Pooja Gupta, Assistant Professor,
Ramjas College, University of Delhi

From seema Sahdev to All panelists:
Dr. Seema Sahdev Associate Professor
Department of Geography kalinda
College

From SHRANI SHARMA to All panelists:
SHIVANI SHARMA, RESEARCH
SCHOLAR, AMITY UNIVERSITY JAIPUR

From Ambili O's to All panelists:
AMBILI O'S
Assistant Professor
Kannur University Teacher Education
Center Dharmasala Kannur

From Dr. Jitender kumar to All panelists:
yes sir

From Dr.Chandra Kanta Samal to All panelists:
It is visible.

To: All panelists

Type message here...

12:27 02-12-2020

Zoom Webinar

You are viewing Dr. Avneesh Mittal's screen

View Options

Dr. Reena Jain, Hansraj College, Dr. Rakhee Chauhan, Dr. Nidhi Arora

Recording...

quizizz.com/admin/quiz/new?source=admin&trigger=navigation

Create a quiz

1. Name this quiz

Quiz name

2. Choose relevant subjects

Mathematics English Physics Chemistry Biology
Science Computers Geography World Languages
History Social Studies Physical Ed Arts Fun
Professional Development More...

Cancel Next

Participants 120 Q&A Chat Share Screen Pause/Stop Recording Leave

Type here to search

Participants (120)

Panelists (5) Attendees (115)

Q Search

0061eb10
AA Abhishek Anand, D S College, Kathihar
AO Ambili O's
A Ammbika
AK Anil Kumar V.

Lower All Hands

Chat

From manisha rajeev to All panelists:
DR. MANISHA TOMAR,
ASSISTANT PROFESSOR, DEPARTMENT
OF JOURNALISM, KALINDI COLLEGE,
UNIVERSITY OF DELHI

From Dr. k vandana rani to All panelists:
black patch...

From Dr. Y. P. Khosa, University of ... to All panelists:
Dr. Yogender Pal Khosa, Assistant
Professor, University of Delhi South
Campus

To: All panelists

Type message here...

13:10 02-12-2020

3rd Day 1st Session Report

Topic name:
Content and Live Teaching

Video Recording/Editing and Channel Maintenance for E-

Keynote Speaker: Mr. Ankur Anand, Department of Physics, Kalindi College, University of Delhi

Date & Time: 3rd December, 2020 Tuesday & 10:00 am - 11:30 am

Coordinator: Ms. Arokia Ramya

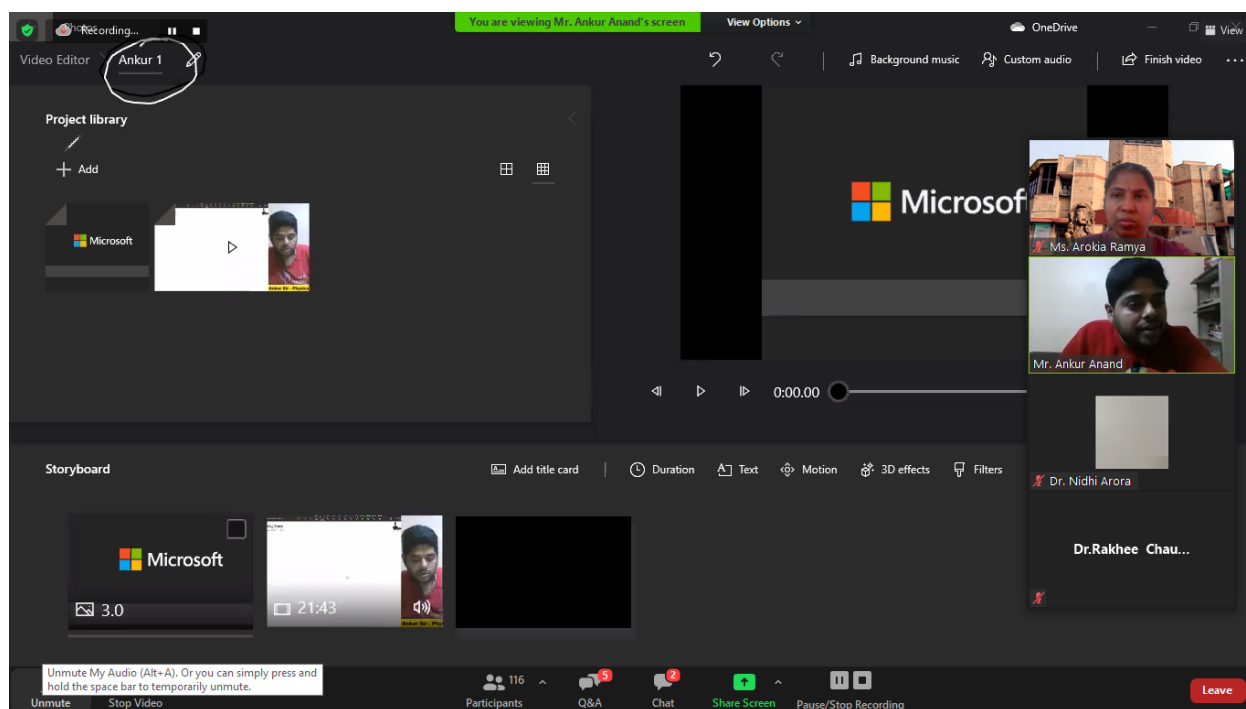
Short description about event:

Ankur Anand is the keynote speaker of the third day FDP . He is working as Assistant Professor in the Department of Physics in Kalindi College and has conducted various workshops on teaching using IT tools. He discussed the two ways of screen recording with a laptop using XBOX and OBS Studio. The difference between XBOX and OBS Studio was well elucidated. The step by step process of creating a customised E-content and managing live teaching classroom in YouTube and Google drive was discussed in detail. The queries in the Q&A section were taken by the resource person and the corresponding answers were given immediately. It was a very interactive session.

The screenshot shows a Zoom meeting interface. At the top, there's a status bar with 'Recording...' and 'You are viewing Mr. Ankur Anand's screen'. The main content area displays a physics lecture titled 'USING PEN TABLET AND LAPTOP'. The lecture includes a diagram of a pulley system with a 1 kg mass and a 3 kg mass, and a 2 kg mass. The diagram shows forces (T, 2T, 20 N) and accelerations (a_0 , $a_0 + a$, $a_0 - a$). To the right of the diagram, the following equations are written:

$$30 - T = 3(a_0 + a)$$
$$(2k)$$
$$T - 20 = 2(a_0 - a)$$
$$10 = 3a_0 + 3a + 2a_0 - 2a$$
$$10 = 5a_0 - a$$

Below the equations, there's a text box that reads: 'From Dr. Ishpal Rawal to All Panelists' and 'Dr. Ishpal, Assistant Professor, Kirori Mal College, University of Delhi'. On the right side of the screen, there's a vertical list of participants: Mr. Ankur Anand, Ms. Arokia Ramya, Dr. Nidhi Arora, and Hansraj College, ... The bottom of the screen shows the Zoom control bar with buttons for 'Unmute', 'Stop Video', 'Participants', 'Q&A', 'Chat', 'Share Screen', 'Pause/Stop Recording', and 'Leave'.



3rd Day 2nd Session Report

Topic name: **White board teaching Tools**

Keynote Speaker: Mr. Ankur Anand, Department of Physics, Kalindi College, University of Delhi

Date & Time: 3rd December, 2020 Tuesday & 12:00 noon - 1:30 pm

Coordinator: Dr. Reena Jain

Short description of the event:

The 2nd session of the third day was continued by the same resource person, Mr. Ankur Anand, who had taken the first session of this day. After making the participants acquainted with video editing and channel maintenance, he added the flavor of routine whiteboard teaching through ICT enabled learning. The resource person started the session with the introduction of various types of pen tablet like WACOM, S6 lite Samsung tablet available in the market that can be useful for flipped classroom. He had given a demonstration of online lecture using pen tablet and laptop. He explained in detail, how using the device "pen tab" online teaching could be as simple as conventional whiteboard teaching. He explained how by using white board, during online class teaching can be made more effective. Participants registered their enjoyment by asking too many queries. It was very interactive session.

Recording... | *Syllabus.pdf | Syllabus.pdf | You are viewing Mr. Ankur Anand's screen | View Options | *fdp.pdf

File | C:/Users/Ankur%20Anand/Desktop/fdp.pdf

1 of 2

Maxwell's equations

03 December 2020 11:24

Ankur

An

Mr. Ankur Anand

Mute My Audio (Alt+A)

Mute Start Video

Participants 120 Q&A Chat Share Screen Pause/Stop Recording Leave

Recording... | You are viewing Mr. Ankur Anand's screen | View Options | Ankur anand | Saved offline (auto-sync is off) | Share

Home Insert Draw View Help Audio

New Window Switch Background Page Colour Rule Lines Deleted Notes Translate Check Accessibility Replay Hide Authors

-y

Mr. Ankur Anand

Unmute Start Video

Participants 119 Q&A Chat Share Screen Pause/Stop Recording Leave

4th Day 1st Session Report

Topic name: **Live Streaming Tools**

Keynote Speaker: Dr. K.Thiyagu, Department of Education, Central University of Kerala, Kasaragod

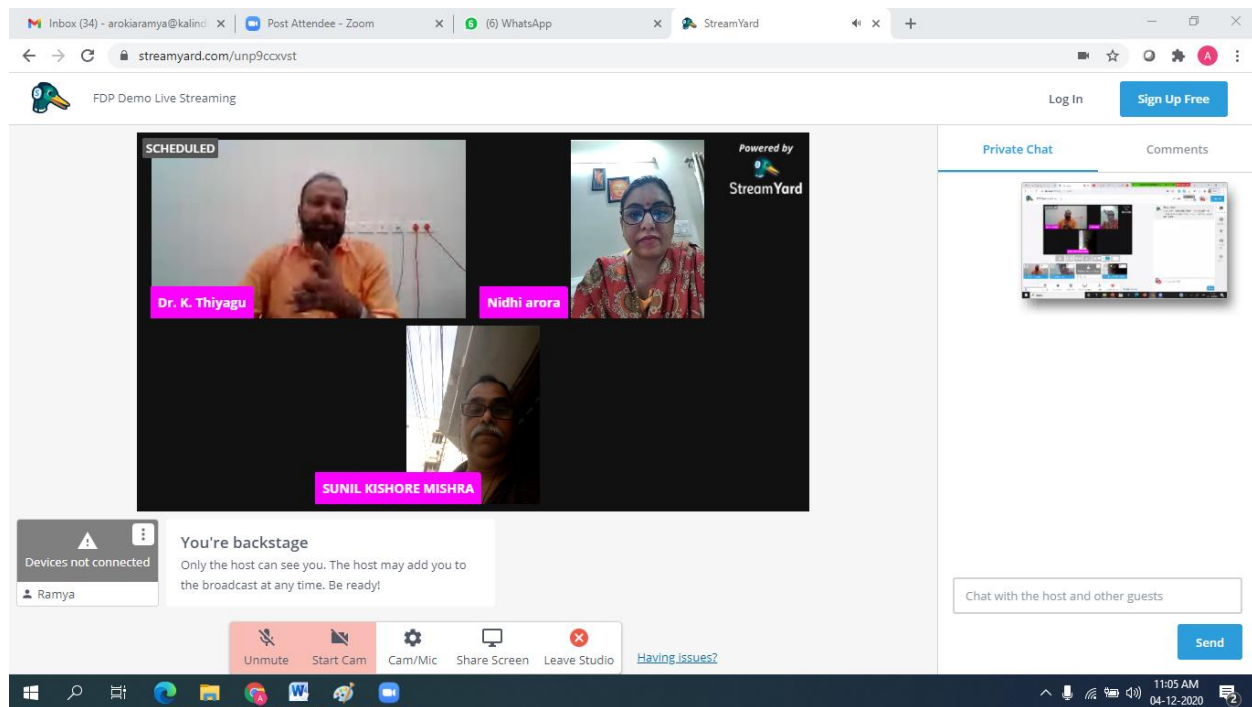
Date & Time: 4th December, 2020 Tuesday & 10:00 am - 11:30 am

Coordinator: Ms. Arokia Ramya

Short description about event:

Dr. Thiyagu was the keynote speaker of the fourth day of the FDP . He is working as Assistant Professor in the Department of Education of the Central University of Kerala in Kasaragod and has conducted various conferences and workshops on ICT tools. The resource person started the session with the introduction of various types of live streaming equipment available in the market that can be useful for flipped classrooms. He elaborated the specification of YouTube live, Facebook live, Periscope and LinkedIn live. The step by step process of creating a personalised live stream and publishing live stream using StreamYard and OBS Studio tool was discussed in detail. The queries in the Q&A section were taken by the resource person and the corresponding answers were given immediately. It was a very live session.





4th Day 2nd Session Report

Topic name: **Augmented Reality in Education**

Keynote Speaker: Dr. K.Thiyagu, Department of Education, Central University of Kerala, Kasaragod

Date & Time: 4th December, 2020 Tuesday & 12:00 noon - 1:30 pm

Coordinator: Dr. Reena Jain

Short description about event:

After explaining live streaming in the morning session, the speaker explained the concept of augmented reality. He started his session by introducing mobile phones as sixth sense, as it had changed the way of accessing information, way of interacting with the environment and way of learning. He explained how ICT alongwith mobile phones had helped in generating a mixed environment by mixing the real and virtual environment using some mobile applications like Web AR. He explained in detail how the concept of Augmented Reality can be applied for demonstrating different concepts to the students such as scientific models, 3D figures , structures of elements, human body etc.

Zoom Webinar

Dr. Reena Jain Hansraj College,... Ms. Arokia Ramya Dr. K.Thiyagu

Recording

Change

New ways to access information

New ways to interact with the Environment

New ways to learn and know

Chat

Hindi Kalindi College DU

From Dr.Mohammed Baber Ali to All panelists:
Dr. Mohammed Baber Ali, Kirori Mal College, University of Delhi

From Shalini Agrawal to All panelists:
Dr. Shalini Agrawal, Assistant professor, Kalindi college

From Priya Bhalla to All panelists:
Dr. Priya Bhalla, Assistant Professor, Motilal Nehru College Evening, University of Delhi

From Dr.Lalita kumari to All panelists:
Dr.Lalita kumari, Assistant professor LBC, DU

From antara chaudhary to All panelists and attendees:
Dr. Antara Chaudhuri, Assistant Professor, Deshbandhu College

From Sonal Gupta to All panelists and attendees:
Sonal Gupta, Assistant professor, Hansraj College, DU

From Partha Pal to All panelists:
Name: Dr. Partha S. Pal
Designation: Assistant Professor
Institution: Bhaskaracharya College of Applied Sciences

From anjal to All panelists and attendees:
Dr. ANJALI SAXENA, ASSISTANT

CS Dec 4 Subject: English (11:30...
thank you mam

Reply

Type here to search

Zoom Webinar

You are viewing Dr. K.Thiyagu's screen. View Options

Dr. Reena Jain Hansraj College,... Ms. Arokia Ramya Dr. K.Thiyagu

Recording

Augmented Reality virtual reality's Little Brother.

It is a halfway point between the real world and Virtual Environments.

In augmented reality simulations, the real world is infused with virtual objects, and provides an interactive experience.

Chat

From Dr. Vikas Pangtu to All panelists:
Dr. Vikas Pangtu, Assistant Professor, Shaheed Bhagat Singh College (University of Delhi)

From Ambili O's to All panelists:
AMBILI O'S
Assistant Professor
Kannur University Teacher Education Center Dharmasala Kannur Kerala
ambilios917@gmail.com

From DR. POOJA GUPTA to All panelists:
Dr. Pooja Gupta, Assistant Professor, Ramjas College

From Dr. Ashish Ba... to All panelists and attendees:
Dr. Ashish Bansal, Assistant Professor, Keshav Mahavidyalaya

From manisha rajeev to All panelists:
DR. Manisha Tomar, Assistant Professor, Department of Journalism, Kalindi College, University of Delhi

From Himanshu Ku... to All panelists and attendees:
Himanshu Kumar, Assistant Professor, Hansraj College

From Pratibha Alud... to All panelists and attendees:
a

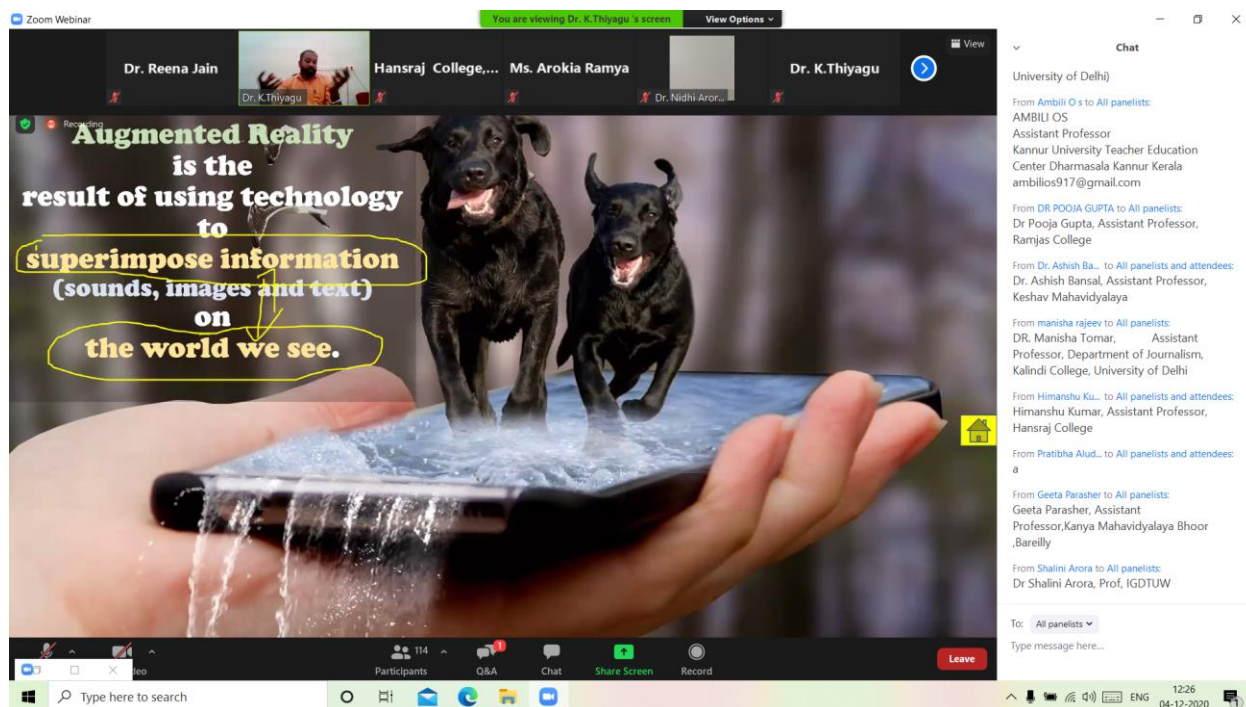
From Geeta Parasher to All panelists:
Geeta Parasher, Assistant Professor, Kanya Mahavidyalaya Bhoor, Bareilly

To: All panelists

Type message here...

Participants 113 Q&A Chat Share Screen Record Leave

Type here to search



5th Day 1st Session Report

Topic name:

Making EduPodcasts for Audio E-content

Keynote Speaker:
and MOOC

Dr. Parveen Sharma, Educator and Trainer, Communication Skills

Date & Time:

5th December, 2020 Tuesday & 12:00 noon - 1:30 pm

Coordinator:

Ms. Arokia Ramya

Short description about event:

Dr. Parveen Sharma is the keynote speaker of the fifth day of the FDP. He is an Educator working in the domain of Communication Skills for more than a decade and has conducted various training sessions for teachers on the subject of Classroom Makeover, EduSoMedia and Communication Skills. The resource person started the session with the participation of a survey on the usage of ICT tools by the teaching fraternity and discussion of the insights based on the survey. He told about the availability of famous podcasts such as Mann ki Baat by Narendra Modi, Sahitya Radio by Dr. Harpal Grover, Devdutt Pattanaik Show. The step by step process of creating a personalised EduPodcasts for audio E-content, editing the existing podcast by adding sound effects or removing noise and publishing the same using Anchor tool was discussed in detail. The queries in the Q&A section such as the impact of Podcasts in Higher Education, learning curve of the teacher on the usage of anchors without computer science background were taken by the resource person and the corresponding answers were given immediately. It was a very interactive session.

Website Version

You are viewing Dr. Parveen Sharma's screen View Options

anchor.fm/ teacherparv Your Custom URL

Channel Art

TeacherParv: Celebrating Learning

By Parveen Sharma

Teaching is a Celebration (Parv)! This is a Podcast to Share Learning. We shall bring learning ideas, smart tools usage tips, TechForTeachers, talks, literary narrations and discussions about education, learning, life skills, literature and philosophy.

I am Parveen Sharma, an educator in India (Kurukshetra-Haryana)
I teach Communication Skills, English, EdTech, Podcasting, Public Speaking, Employability

Listen on Spotify Message

Podcast Name and Podcast Description

Play trailer

WHERE TO LISTEN

The Same Channel NAME goes to the Distributed Platforms: Spotify,

Unmute Stop Video Participants 124 Q&A Chat Share Screen Pause/Stop Recording Leave

Recording... Panelist for FDP-30 on "Movin' x You are viewing Dr. Parveen Sharma's screen View Options Podcasts in Education: Teacher x

docs.google.com/forms/d/1dQ8k9vKLSHCXcPE-ZziNmaufwTAISdtVJ2R5ko0iE/edit#responses

Not used

Na

Not applicable

Which of the Following Apps do you use for listening to Music & Podcasts?

774 responses

App	Count	Percentage
Podcasts	311	40.2%
Spotify	332	42.9%
Anchor	56	7.2%
Podbean	4	0.4%
YouTube	3	0.4%
Not	27	3.5%
Wynk	3	0.4%
Wynk music	2	0.3%
CBSE Podcasts	2	0.3%
Other	2	0.3%
Wynk	2	0.3%
Wynk music	1	0.1%
CBSE Podcasts	1	0.1%
Other	1	0.1%

From Dr. Amarnath Kumawat to All Panelists

Dr. Amarnath Shantaram Kumawat, Assistant Professor, Vidya Pratishthan's College of Education, Ah...

Ms. Aroka Ramya

Dr. Parveen Sharma

Dr. Nidhi Arora

Hansraj College,...

Unmute Stop Video Participants 113 Q&A Chat Share Screen Pause/Stop Recording Leave

Topic name:

Editing Audio Using Audacity Software

Keynote Speaker:
and MOOC

Dr. Parveen Sharma, Educator and Trainer, Communication Skills

Date & Time:

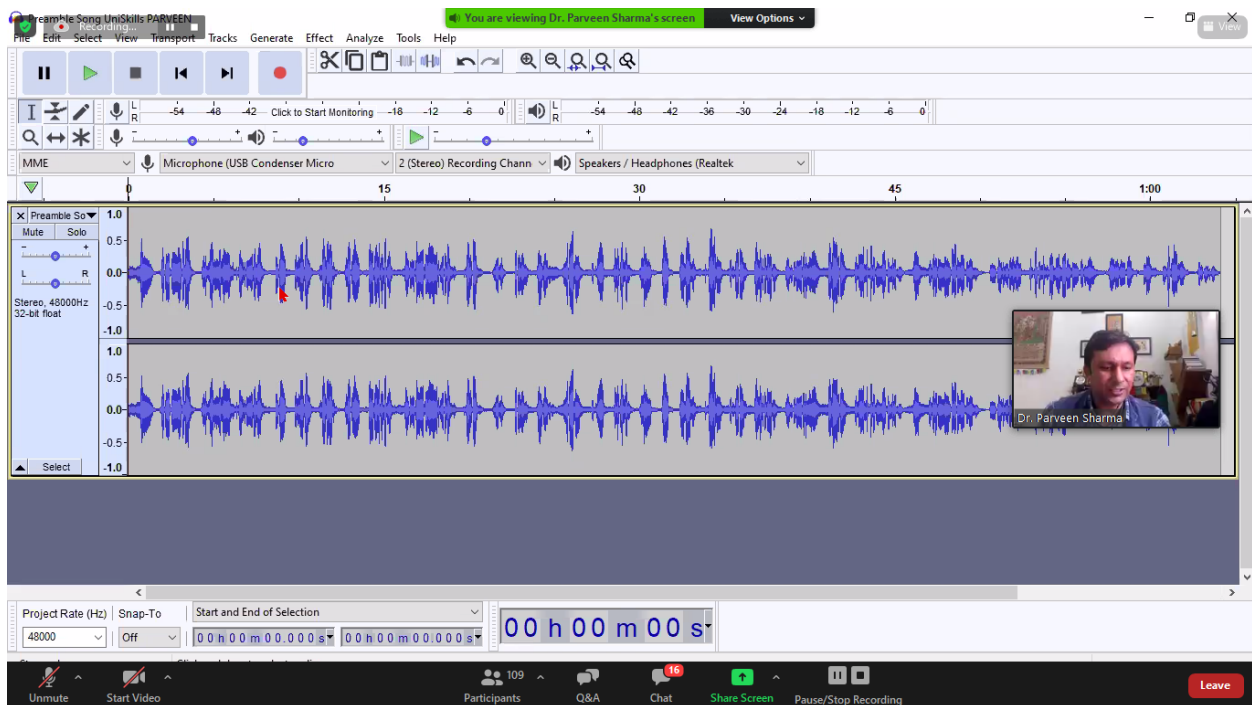
5th December, 2020 Tuesday & 12:00 noon - 1:30 pm

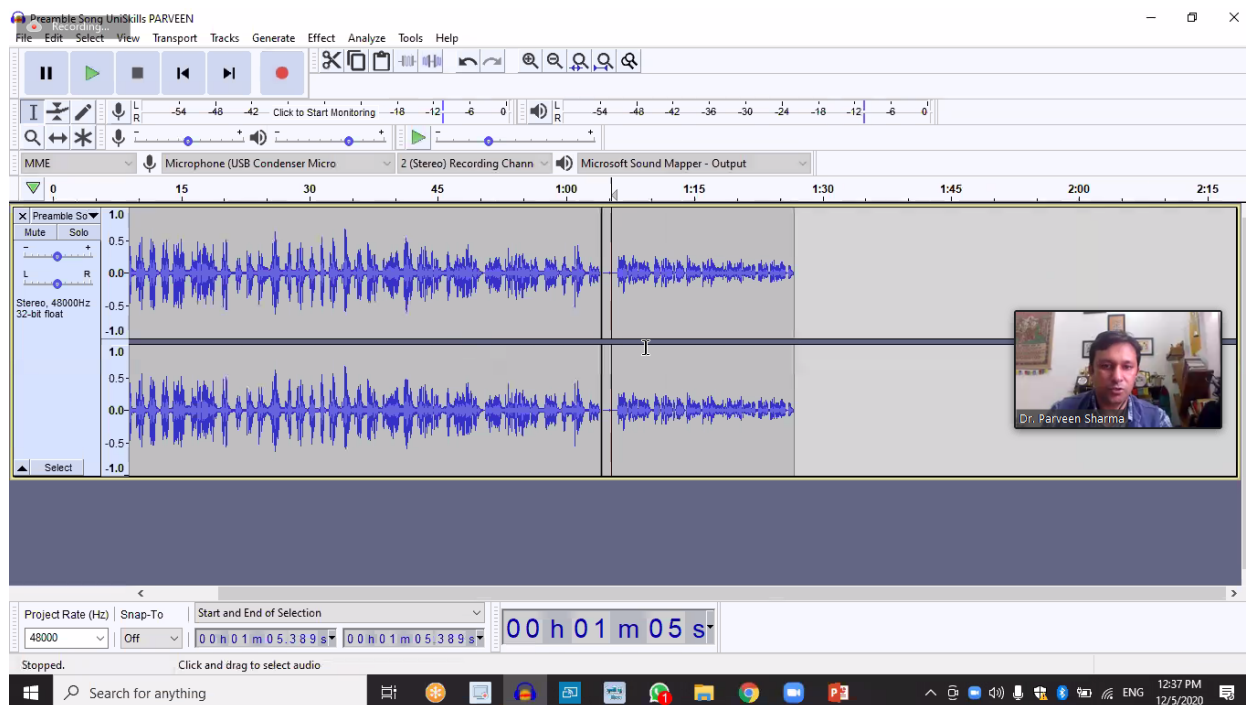
Coordinator:

Dr. Reena Jain

Short description about event:

Dr. Parveen Sharma started the session with the various screen recording tools available in the market namely ScreenCastomatic, screencastify, LOOM. The Audacity software application is used for editing the Audio content in advance level. The step by step process of creating a personalised EduPodcasts on BodhiSattva Poem for audio E-content, editing the existing podcast by adding background music, fade in fade out effect, echo or reverb effect, sound effects or changing the speed or normalizing the sound or removing the noise and publishing the same using Audacity tool was discussed in detail. The queries in the Q&A section such as the impact of Podcasts in Higher Education, learning curve of the teacher on the usage of anchor without computer science background were taken by the resource person and the corresponding answers were given immediately. It was a very lively session.





6th Day 1st Session Report

Topic name: **Develop E-content using free open source software (ICT tool and technique)**

Keynote Speaker: **Dr. Deepak Bishla, System Administrator - ICT, Dr. B. R. Ambedkar University Delhi**

Date & Time: **6th December, 2020 Tuesday & 10:00 am - 11:30 am**

Coordinator: **Ms. Arokia Ramya**

Short description about event:

It was the last day of technical session. Both the sessions of this day were very important and most awaited, as the audience were going to fill up the gaps of knowledge through these two sessions. The first session of the day started at sharp 10.00 a.m. Dr Deepak Bishla, the resource person explained different ways of developing E-content using ICT tools. The most important feature of this talk was that, he discussed only open source software. He explained the participants that how with the help of authentic and freely available softwares , a good quality e content can be created. During his lecture, he discussed recording, podcasting, screen recording, video editing and many other freely available techniques. Simultaneously a lively question and answer session was also managed by him. The environment was so much interactive and lively that no one has felt that this session is happening on virtual platform.

Recording... You are viewing Dr. Deepak Bhatia's screen View Options

ICT Tools for Teaching Learning Purpose

- Evernote
- CamScanner
- BYOD
- Text fairly
- QR Code
- Video notes
- A power mirror
- HandBrake, File conversation
- Freecam
- Open broadcast software
- Screen-cast-o-matic
- Camstudio
- Screencastify
- Padlet.com
- Openshow video editor
- Video Show
- Filmora, video editing
- Active Presenter

Dr. Reena Jain

Dr. Deepak Bhatia

Hansraj College,...

Dr. Nidhi Arora

Unmute Start Video Participants 1/7 Q&A Chat Share Screen Pause/Stop Recording Learn

Development of MOOCs

- -e-content collection (OER, You tube, google advance search, vimeo)
- -e -content creation (Screencastify, screencastomatic, audacity, Open editor, video show DU recorder etc..)
- e-tutorial
- e-content
- -e-content storage, safety and sharing (Google Drive, one drive, drop)
- -e-content Dissemination (Moodle, Swayam, openedx, blackboard, brightspace, sakai, angel etc...)
- Self-assessment tests through tests and quizzes
- Discussion form

Dr. Reena Jain

Dr. Deepak Bhatia

Hansraj College,...

Dr. Nidhi Arora

Unmute Start Video Participants 1/7 Q&A Chat Share Screen Pause/Stop Recording Learn

6th Day 2nd Session Report

Topic name: Identify and use MOOC and content delivery platforms

Keynote Speaker: Dr. Deepak Bishla, System Administrator - ICT, Dr. B. R. Ambedkar University Delhi

Date & Time: 6th December, 2020 Tuesday & 12:00 noon - 1:30 pm

Coordinator: Dr. Reena Jain

Short description about event:

The last technical session of the last day was fun filled and was based on identifying and using MOOC and knowledge about the freely available platform for delivery of developed content. During this session every part of e-content development starting from issue of plagiarism to internet security to save your content from being misused, everything was discussed in complete detail. Enthusiasm and involvement of participants was appreciable.





Assessment and Valedictory Session

Date & Time: 7th December, 2020 Monday & 12:00 noon - 1:00 pm

Coordinator: Dr. Reena Jain & Ms. Arokia Ramya

Short description about event:

The event ended with last day which was focused on Assessment and Interactions. Assessment was held through google form , feedbacks form was floated. Many participants volunteered and spoke about their takeaways from FDP. Principal Kalindi College, Dr. Punam Sachdeva, congratulated all the participants for completing one week FDP . Conveners, Dr. Nidhi Arora and Dr. Rakhi chauhan, thanks Hansraj college and Kalindi College for organizing teams for a well organised FDP. Conveners thanked participants for their active participation. The event ended successfully.

